

Prepare for

Part D (Medical Records)

Practice Assessment, 2027 Exit Exam

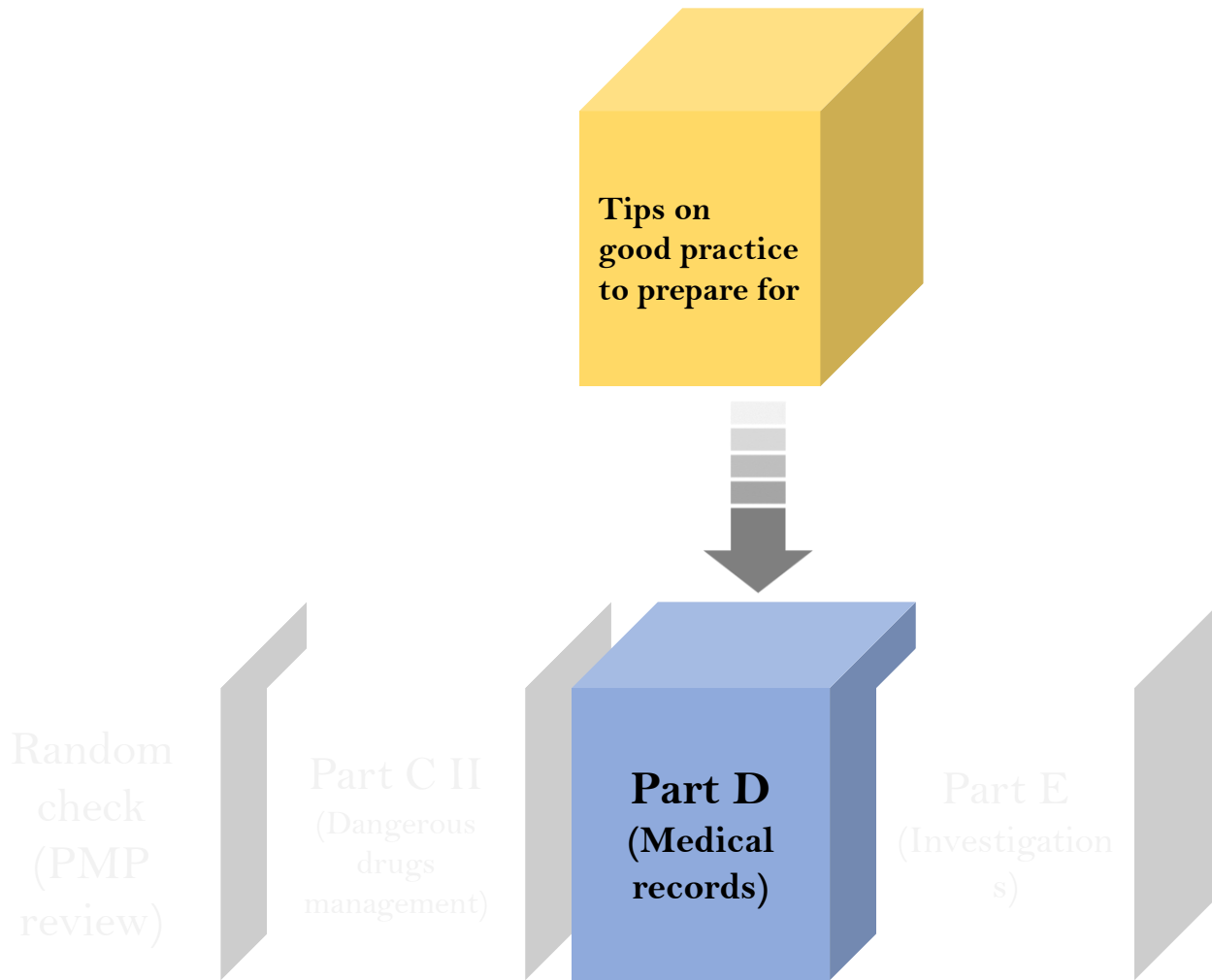
In the following pages:

Candidate needs to
prepare

Tips on good
practice for
Candidate

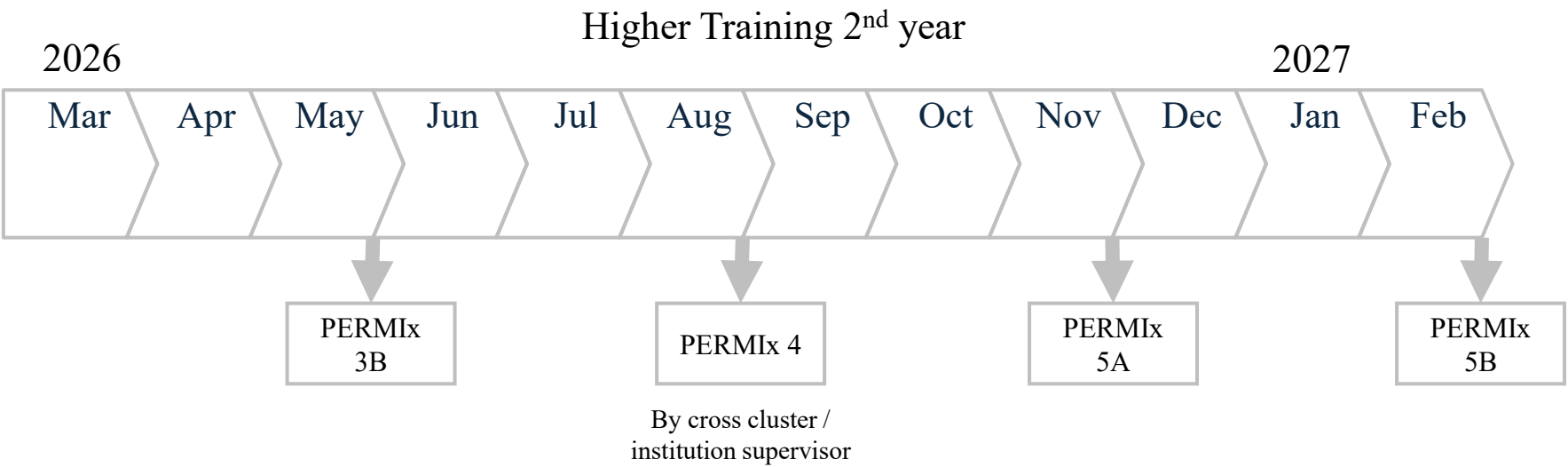
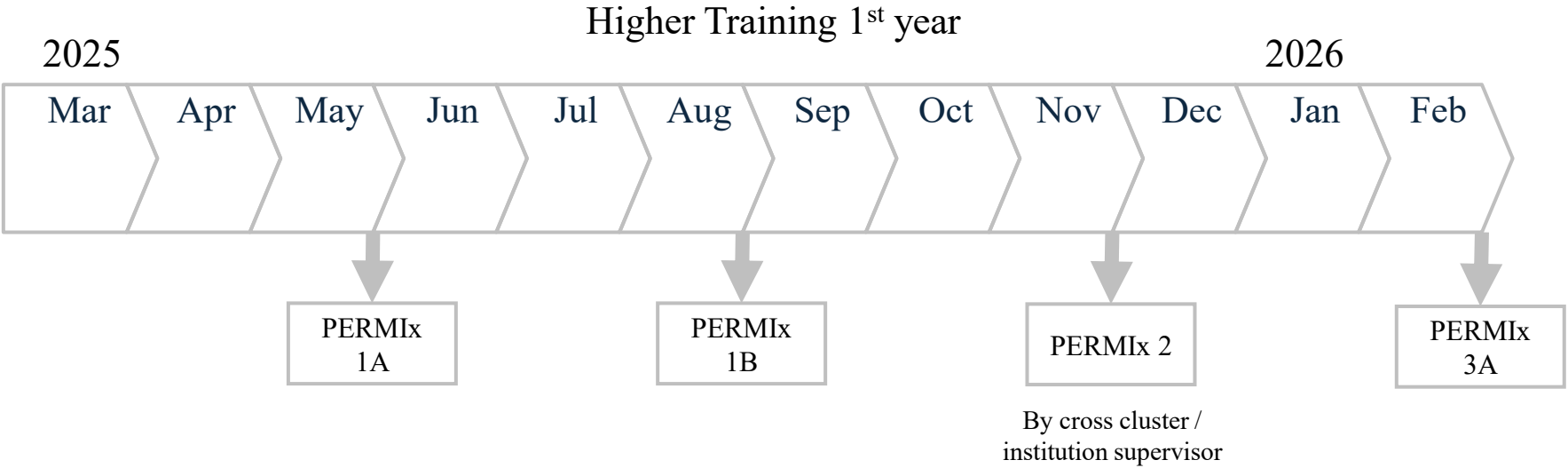
Examiner will
assess

Consensus /
recommendation in
marking

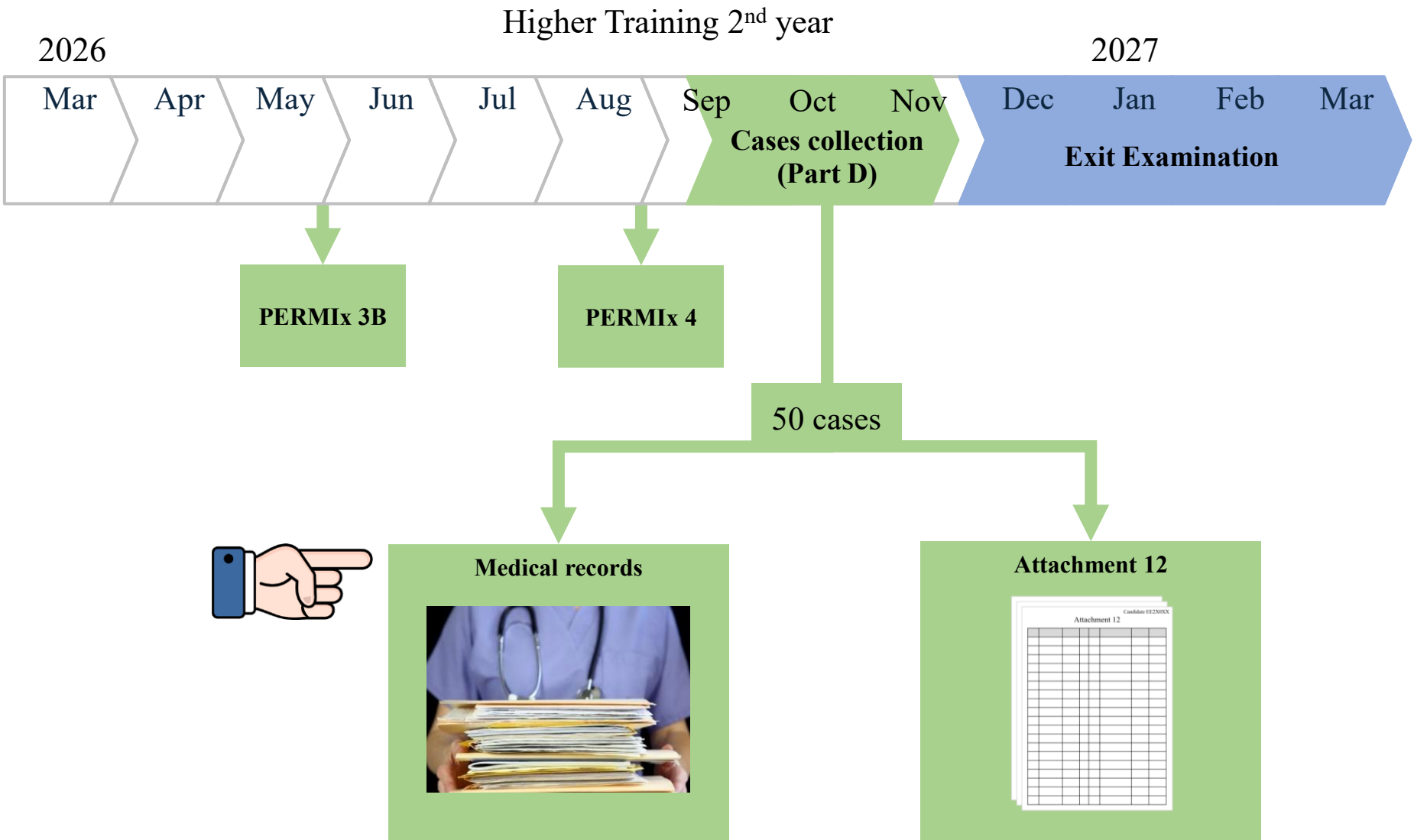


More update will be available in the next workshop in April 2026

PERMIx in Higher FM Training



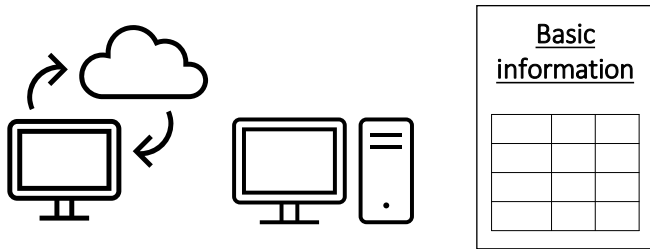
Prepare for Part D (Medical Records)



The medical records required for Part D (i)

The content of each medical record should include:

i. Basic information




ii. Consultation notes


The medical records required for Part D (ii)

Paper based

Your Clinic's Medical Record system



Print-out



Handwritten records

Readily available upon Exit Examiners' request

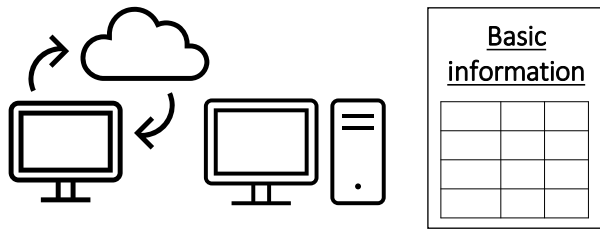


The medical records required for Part D (iii)

Basic information

On following areas
as appropriate and as applicable

- Allergy / Adverse drug reactions
- Current medication list
- Problem list (Current / Past health)
- Family history (with genogram as appropriate)
- Social history, occupation
- Height, weight, BMI/ growth chart, blood pressure
- Immunization
- Tobacco & alcohol use; physical activity



The medical records required for Part D (iv)

Basic Information: use of templates

e.g. BP/P, Weight / Height / BMI
may be in the consultation records

The format

- Not compulsory to have all the basic information on a single electronic / paper template
- Recommend to use the usual electronic / paper medical record system at the Candidate's clinic
- **NOT RECOMMEND** to create a distinct template just for the sake of fulfilling all the listed items of the PA Rating Form

The content

- As appropriate and as applicable
- Not mandatory to have full documentation on all the areas / fill in all the blanks on the template in every medical record
- Should have significant 'negatives' e.g. Allergy: nil known
- Inappropriate 'blanks' on the template/ table may be regarded as missing information

Make use of the existing system
to fulfil the documentation of basic information as much as possible

HOSPITAL AUTHORITY Cluster
FAMILY MEDICINE HAFM ASSESSMENT FORM

FMC3
CH [redacted] YEE
F [redacted] -Oct-1958

Personal Information

Occupation: housewife Work Place: /
 Education: secondary Staff / Family: /
 Religion: nil Marital Status: Married

Staff Information

Relation: / Staff Name: /
 Office: / Rank: /
 Phone: / Ext. /

Medical History

Procedure: Lumpectomy & sentinel lymph node biopsy 2016
 Hypertension: DM
 Heart Disease: chronic rheumatic heart disease
 Lipid: Thyroid:
 CA: breast cancer Tuberculosis: nil
 Epilepsy: Psychiatric Illness:
 Back Injury:
 Others: allergic rhinitis
 Cholesterol: Not Tested

Habits

Smoking: Non-smoker
 Alcohol: Non-drinker
 Remarks: no substance abuse

Immunization

08-Jan-2020 Seasonal Influenza 2019/2020

Gynaecological Information

Menarche: 13y Menstrual Cycle: / days (duration / cycle length)
 Obstetric History: G 2 P 2 N/S/D
 Contraception: /
 Menopause: 46y
 HRT:
 Remarks: nil

26-Sep-2020 8:29 PM Page 1 of 2

Prefers type-in the information as much as possible, instead of all hand-written

HOSPITAL AUTHORITY Cluster
FAMILY MEDICINE HAFM ASSESSMENT FORM

FMC [redacted]
CH [redacted] YEE
F [redacted] -Oct-1958

Family History

FA MO SB OT (FA-Father, MO-Mother, SB-Sibling, OT-Others)

Hypertension:
 Diabetes Mellitus:
 Heart Disease:
 CVA:
 Lipid:
 Thyroid:
 CA: father leukemia, elder sister cervical cancer
 Tuberculosis:
 Epilepsy:
 Psychiatric Illness:
 Others: OA knees

Date 26-Sep-2020 Dr./RN: [redacted]

Family Tree

Draw genogram here

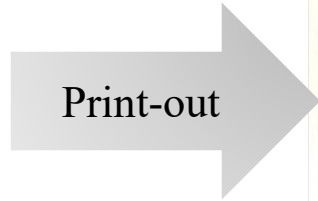
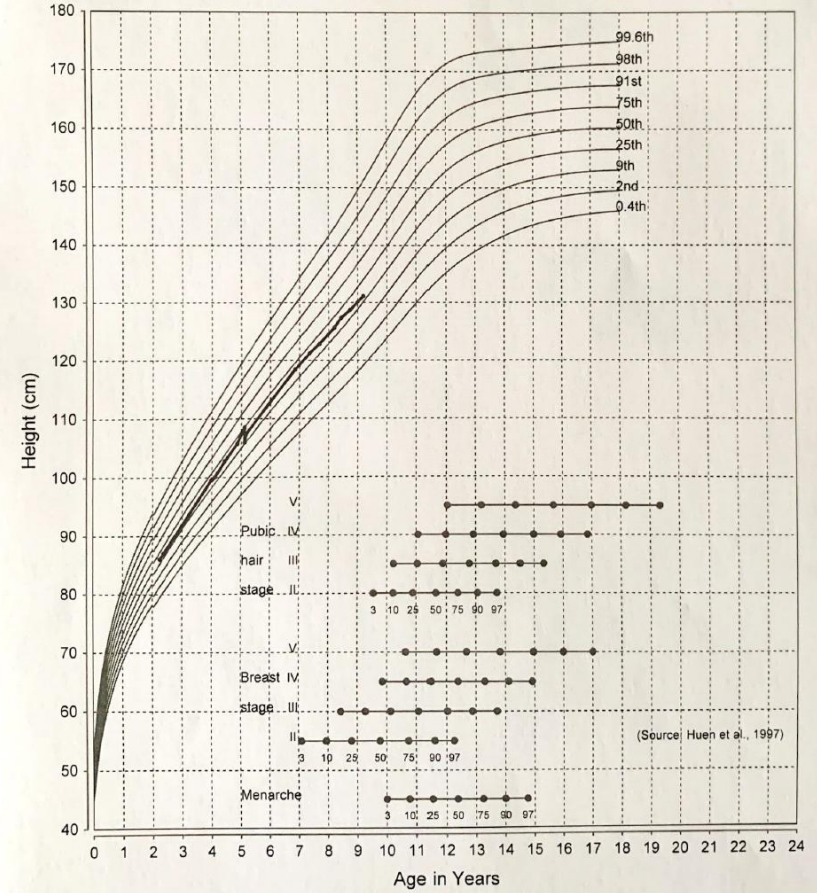
26-Sep-2020 8:29 PM Page 2

Hospital Authority
Queen Mary Hospital

DEPARTMENT OF PAEDIATRICS
HEIGHT (Girls 0-24)YR

Case No: [redacted] HKID: [redacted]
Name: [redacted]
Sex: F Age: 10y [redacted]
Ward: Spec: HAS [Case No: [redacted]]

Height-for-age Percentiles: Girls, birth to 24 years (Hong Kong Growth Study 2020)



File • 1 Clinical • 2 Investigation • 3 Enquiry • 4 Booking • 5 Report • 7 Doc Print • 8 Other System • 9 Info • 0 Admin •

Patient specific Function(s)

F 10y DOB: [redacted]

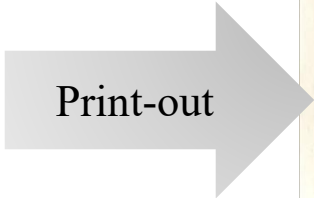
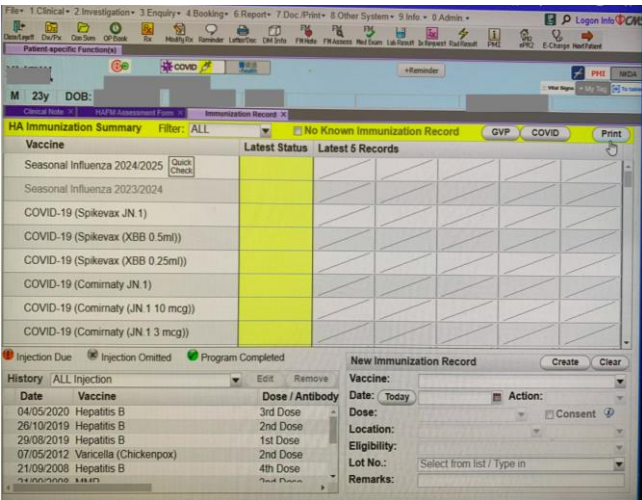
Growth Graphs

Head Circumference-for-age Percentiles: Girls, birth to 24 months (Hong Kong Growth Study 2020)


Graph(s) selected for print

- All graphs
- Head Circumferences - Months
- Head Circumferences - Years
- Length - Months
- Height - Years
- Weight - Months
- Weight - Years
- BMI - Months
- BMI - Years
- Data

Graph selected for preview: Head Circumferences - Months



HOSPITAL AUTHORITY		Name: [REDACTED]				
HA IMMUNIZATION SUMMARY		Sex: M Age: 23y Chinese Name: [REDACTED]				
Allergy: (1)No Known Drug Allergy						
Vaccine	Latest Status	Latest 5 Records				
Seasonal Influenza 2024/2025		/	/	/	/	/
Seasonal Influenza 2023/2024		/	/	/	/	/
COVID-19 (Spikevax JN.1)		/	/	/	/	/
COVID-19 (Spikevax (XBB 0.5ml))		/	/	/	/	/
COVID-19 (Spikevax (XBB 0.25ml))		/	/	/	/	/
COVID-19 (Comirnaty JN.1)		/	/	/	/	/
COVID-19 (Comirnaty (JN.1 10 mcg))		/	/	/	/	/
COVID-19 (Comirnaty (JN.1 3 mcg))		/	/	/	/	/
COVID-19 (Comirnaty (XBB))		/	/	/	/	/
COVID-19 (Comirnaty (Bivalent))		/	/	/	/	/
COVID-19 (Comirnaty (10 mcg))		/	/	/	/	/
COVID-19 (Comirnaty (3 mcg))		/	/	/	/	/
Pneumococcal (PCV15)		/	/	/	/	/
Pneumococcal (23vPPV)		/	/	/	/	/
Pneumococcal (PCV13)		/	/	/	/	/
Mpox (Monkeypox)		/	/	/	/	/
MMR	COMPLETED	2nd Dose 21/09/2008	1st Dose 10/06/2003	/	/	/
BCG		/	/	/	/	/
Hepatitis B	COMPLETED	3rd Dose 04/05/2020	2nd Dose 26/10/2019	1st Dose 29/08/2019	4th Dose 21/09/2008	3rd Dose 05/09/2002
Hepatitis B Immunoglobulins		/	/	/	/	/
DTaP + IPV		/	/	/	/	/
Anti-Tetanus Toxoid (ATT)		/	/	/	/	/
Varicella (Chickenpox)	COMPLETED	2nd Dose 07/05/2012	1st Dose 10/06/2006	/	/	/
COVID-19 (CoronaVac)		/	/	/	/	/
COVID-19 (Comirnaty (BNT162b2))		/	/	/	/	/
COVID-19 (Comirnaty (XBB 10 mcg))		/	/	/	/	/



醫院管理局
HOSPITAL
AUTHORITY

Printed by DR. [REDACTED]
from Queen Mary Hospital
(15-Apr-2025 09:04)

Page 1 of 2

此機密文件之版權為醫院管理局所有。 The copyright of this confidential document belongs to Hospital Authority.

Patient-specific Function(s)

COVID health +Reminder Vital Signs + My Tag To table

Clinical Note x Immunization Record x HAFM Assessment Form x

Handheld (QMS) Problems All New Edit Evolve Problem History Repeat

Disease Note Summary Print Log Edit

Active problem: Inactive problem: Note Auto Print HHR Templ Family Enquiry Zoom Save Print Home BP / Fever °C Hypogly' Freq Clinic BP / P Wt kg Ht 1.71 m BMI T °C H'stix/BG HbA1c % SerumCr μmol/L eGFR(CKD-EPI)

Create a template in the for free-texting Active problem Inactive problem, etc.

Keyword: Please input a keyword Show Date: 15-Apr-2025

Presenting Problem Edit Delete Presenting Problem - New Save Cancel Problem Encounter Problem: Episodic Encounter Reason: Remark: New Problem Job Related

Last Updated on :04 By DR.

Patient-specific Function(s)

+Reminder

PMI NKDA

Vital Signs + My Tag To table

DOB: [REDACTED]

Clinical Note X HAFM Assessment Form X

Health Status Disease Print Save Delete

Personal Medical Hx Family Hx Gynaecological Paediatric Referral Info. Summary

Patient Summary Print

Active problem:

Inactive problem:

Create a template in the for free-texting Active problem Inactive problem, etc.

HOSPITAL AUTHORITY

HAFM PATIENT SUMMARY

Name: [REDACTED]

Sex: [REDACTED] Age: [REDACTED] Chinese Name: [REDACTED]

Drug Allergy: (1)No Known Drug Allergy

Last Update on 15-Apr-2025 at 02:03 pm by DR. I [REDACTED] in QMH

Active problem:

Inactive problem:



醫院管理局
HOSPITAL
AUTHORITY

Page 1 of 1

Printed by DR. [REDACTED]

from

(1 [REDACTED] 7 pm)

Create template / tables to supplement the documentation of basic information, if necessary, e.g.

C: (0)
C: ET
YLL

Chronic Problem List

	Active Problems	Since
1	chronic rheumatic heart disease	1997
2	Ca breast	2016
3	allergic rhinitis	2009
4		
5		
6		
7		
8		

	Inactive problems	Since
1		
2		
3		
4		
5		
6		
7		
8		

Last updated on: 17/9/2022

Z: (3)
Cl: G
LC

Chronic Medication

Allergy: Y
G6PD: Y
Alert: Y

No.	Drug Name	Dosage and frequency	Started	Stopped
1	atenolol	100mg daily	19/6/2011	17/7/2011
2	warfarin	5mg daily	13/7/2011	6/9/2011
3	..	7.5mg daily	7/9/2011	9/8/2012
4	..	2.5mg daily	12/6/2015	4/10/2015
5	..	5mg daily	2/10/2015	26/10/2017
6	diltiazem CR	30mg tds	27/10/2017	12/4/2018
7	..	30mg bol	13/4/2018	continue
8	hytrin	5mg daily	10/8/2012	continue
9	Naslix SR	1.5mg daily	8/2/2019	continue
10				

Last updated on: 18/9/2022

Not necessary to list the dates of dosage adjustment

RECORD OF ANTICIPATORY AND PREVENTIVE CARE

Clinic No.: [REDACTED]			
Relevant action and review			
Date	23/9/2025	17/9/2025	26/4/2025
General			
Body weight (kg)	/	50	/
Height (m)	/	1.6	1.6
BMI (kg/m ²)	/	19.5	/
BP (mmHg)	104/51	118/54	115/59
Smoking record / advice	NS	NS	/
Alcohol record / advice	ND	ND	/
Exercise record / advice	Advice given	Inadequate ex, advice given	regular walking
Diet / nutrition	/	↓ Ca. Intake	/
Vaccination advice	Annual influenza vaccine.	/	/
Elderly			
Vision	/	/	/
Hearing	/	/	/
Continence	/	/	/
Falls	/	/	/
Children Health			
Development	/	/	/
Immunization	/	/	/

RECORD OF ANTICIPATORY AND PREVENTIVE CARE

Clinic No.: [REDACTED]			
Relevant action and review			
Date	23/9/2025	17/9/2025	26/4/2025
Well Women			
Cervical smear	/	/	/
Contraception	/	/	/
Breast exam	/	/	/
Mammogram	/	/	/
Osteoporosis	/	/	/
Men's Health			
Prostatism	/	/	/
Erectile function	/	/	/
Mental Health			
Sleep	/	/	/
Stress	/	/	/
Others			
/	/	/	/
/	/	/	/
/	/	/	/
/	/	/	/
/	/	/	/

The medical records required for Part D (v)

Consultation notes

On following areas

as appropriate and as applicable

- Main reason(s) of consultation
- Clinical findings
- Diagnosis / working diagnosis
- Management
- Anticipatory care advice

Consultation note

Dr. Candidate

date: DD/MM/YYYY

Please note:

- **As appropriate and as applicable**
- **Not mandatory in every consultation**

The medical records required for Part D (vi)

Also include the following whenever applicable:

Lab report

followed up in
this consultation

Referral letter

issued in this
consultation

the previous consultations'
notes --- up to five

Consultation note
Dr. Colleague B

Consultation note
Candidate

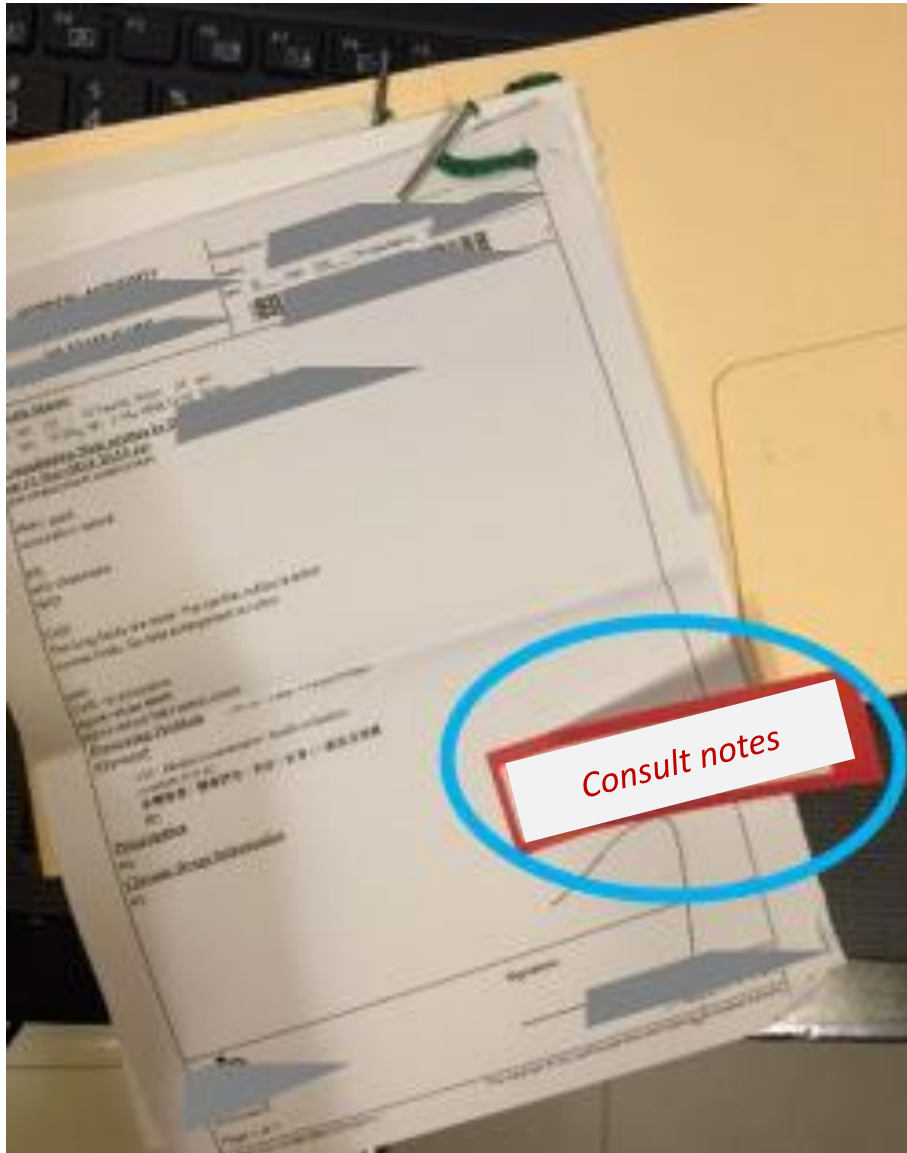
Consultation note
Dr. Colleague A
date: DD/MM/YYYY

Consultation note
Dr. Candidate
date: DD/MM/YYYY

- Will not be marked directly

- Information in the previous consultation notes e.g. Blood pressure, BMI; chronic medications usage, control of medical condition(s) under your clinic's attention may help the Assessor to mark the consultation note

The medical records required for Part D (vii)




You can use paper flags so that the Examiners can easily identify the notes to be marked in PA

Areas to be assessed

- Legibility
- Basic information
- Consultation notes

Legibility



C/O:
RN 3/7
ST
Not much cough
No fever
.....
P/E:
GC sat
Normal hydration
ENT: red throat, no pus
Chest clear, AE good bilat.
.....;

legible →



Assessor proceed to mark the record

NOTE 1
Please take these pills
three times a day, and
you should begin to
feel much better

Vous la prenez fois
que y vous vos ma
plais et pour ma
Vous vous rendez à
un autre bouge et
un autre
ma le plaisir est

Illegible →



the whole case will not be marked

Legibility

AR

Allergic Rhinitis?
Aortic Regurgitation?

PHx

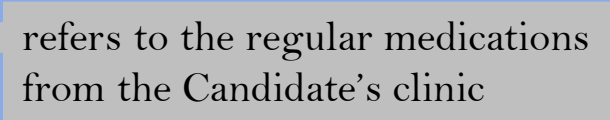
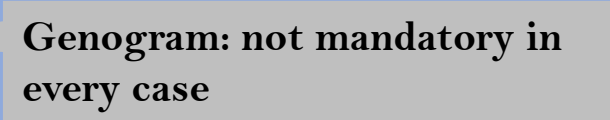
Past history?
Present history?

Use abbreviations sensibly

- Understood by local primary care doctor
- Avoid those easily causing confusion
- Can prepare a 'reference list of abbreviations' for Assessor
- **On the other hand, unnecessary to convert all commonly used abbreviations to full forms; e.g.**
 - Hx → History
 - C/O → Complaint of
 - P/E → Physical Examination
 - Ix → Investigation
 - CT → computerized tomography
 - US / USG → ultrasound scan / ultrasonogram
 - DEXA / DXA → dual-energy x-ray absorptiometry
 - Urine R/M ...
 - LUTS ...
 - BPH ...



Basic information

- Allergy / Adverse drug reactions
- Current medication list  refers to the regular medications from the Candidate's clinic
- Problem list (Current / Past health)
- Family history (with genogram as appropriate)  **Genogram: not mandatory in every case**
- Social history, occupation
- Height, weight, BMI/ growth chart, blood pressure
- Immunization
- Tobacco & alcohol use; physical activity

Consultation notes

‘Long consultation notes’

- Keep the consultation notes at appropriate length and easy to read
 - Clauses , short sentences , appropriate abbreviations
 - Appropriate spacings between clusters of information
 - Not necessary for using full sentences, full paragraphs
- Lengthy consultation notes in Part D, E:
 - Bare pass is the ceiling;
 - the highest mark will be ‘just pass’ only in the respective sections (D3, E2, E4).
 - They are at risk of falling into ‘fail’ (e.g. 6 or below) if the content has discrepant, inaccurate information.

Consultation notes

Main reason(s) of consultation

- State **clearly in the initial part** of the consultation notes; e.g.
 - *FU DM, HT, hypothyroidism*
 - *C/O: runny nose 2/7*
- **Avoid preceded by irrelevant past information; the main reason(s) of the consultation** may sink into the paragraphs of notes causing confusion / misunderstanding
- Keep any **'introductory information'** e.g. significant past / current medical information **concise and relevant**

Consultation notes

Clinical findings

- **Group the findings** under headings e.g. history, physical exam, diagnosis / impression, management, anticipatory care (AA) etc.

C/O

Runny nose 1/7

Watery,

Mild ST,

Not much cough

No fever

TOCC –ve

.....

PE:

GC sat

Temp:

Hydration N

.....

Mx:

.....

FU DM , HT

Good compliance to Rx

Tolerated

No hypoglycemia

*Diet: usual care; but avoiding sweetie
fatty foods*

Ex: nil regularly

.....

PE:

GC sat

BP

Hstix 2hr pp

Mx:

... ..

AA:

*Discussed DEXA , patient not keen at
present*

.....

Consultation notes

Clinical findings

- **Unnecessary to document everything**
- Record **relevant positive** findings
 - Adequate positive findings that connecting the reason(s) of consultation to the diagnosis / working diagnosis
 - Explicit documentation is unnecessary
 - **comprehensive functional inquiry** ❌
- Record **significant negative** findings
 - Red flags 
 - **a long chain of negative findings** ❌
- **Pediatric developmental documentation:**
 - Developmental milestones documentation in consultation notes is not necessary, especially in straightforward / simple cases e.g. URTI.
 - Instead, documentation on the child's activities of daily living, social interactions (with parents / other kids / school) are more appropriate.

Consultation notes

Clinical findings

- **Follow up significant issue(s) raised in previous visits as appropriate**
e.g. overweight, smoking, elevated blood pressure
- **ICE** (idea / concern / expectation) ,
Elaborated psycho-social history:
 - not necessary in straightforward episodic physical / chronic follow up cases
 - important in certain situations e.g.
 - Psychological condition; e.g. insomnia, depression follow up
 - Diagnostic or management challenge e.g.
 - ❖ occurrence of a potentially sinister condition (e.g. suspected malignancy)
 - ❖ suboptimal chronic disease control
 - ❖ distressed patient / relatives
 - Volunteered by the patient / relatives

Consultation notes

Diagnosis / working diagnosis

- **Stated** in the consultation note

- For straightforward episodic / regular follow up cases: state the diagnosis usually sufficient
- Status of control in chronic disease e.g.
 - *HT, stable*
 - *DM suboptimal control*
 - *lipids on statin, at target (< 2.6)*
- 'Triple diagnosis': psycho-social status as appropriate; e.g.
 - *Dementia, care-taker (wife) stress*
 - *Depression, recently employed*
- In case cannot arrive at a diagnosis, give differential diagnoses (ddx) / working diagnosis / clinical impression:
 - *Dizziness; ddx: BPPV, vestibulitis*
 - *Weight loss: bowel pathology?, hyperthyroid*
 - *LUTS: BPH, Co-existing UTI?*

Exhaustive list of ddxs is not necessary

Consultation notes

Management

- Drug use or/ and non-pharmacological measures:
- Injudicious use of drugs e.g. inappropriate use of steroids, hypnotics, **will be penalized**

RAPRIOP

- **Unnecessary to document full RAPRIOP in simple or uncomplicated cases**

If follow up is required:

- ‘Planned’: the interval should be appropriate to the nature of problem(s) to be reviewed
- ‘FU p.r.n.’, ‘open FU’: give appropriate safety net advice e.g.

seek medical attention if

the tongue ulcer not improve in the next 2 weeks

rash / vesicles occur on the painful area

Consultation notes

Management

Referral

- Keep the referral letter concise; **avoid just copy and paste the whole consultation notes**
- If the referral is considered high priority / urgent basis, consider:
 - Safety net advice such as *contact clinic if no Breast Clinic appt. within 2 weeks*
 - contact the patient to confirm a timely appointment is given
- **Arranging follow up of patients who were just referred to specialist for suspected malignancy:**
 - If appropriate safety net advice was given at the time of referral, open follow up or prn FU is appropriate.
 - Routine follow up to review the specialist's appointment or the patient's condition: mostly unnecessary, not a standard to pursuit

Consultation notes

Anticipatory care advice

- Anticipatory care advice (AA) is contemplated in:
 - straightforward episodic encounter,
 - stable regular follow up chronic medical condition
- AA may not be essential in certain situations, e.g. prolonged consultations due to
 - Patient raised multiple issues
 - Presence of sophisticated psycho-social issues
 - Diagnostic difficulties
 - Management difficulties
- One AA advice in one consultation should be sufficient
- Age and gender appropriate
- Document patient's response to the AA, e.g.
 - *Discussed bone density & DEXA; patient not keen, cost concern*
 - *Flu-shot today at clinic*
 - *PAP smear: due next year in FPA*

Part D (Medical Records)

Examiner marks all the eligible medical records;



Then give a global mark



- Comprehensiveness: unnecessary for “Pass”
- No major omission e.g. on red flags
- Can have tolerable omissions e.g. on some symptoms or signs; certain ddx or Mx actions
- A bit over-documented or a bit lengthy can be tolerated

D3. Consultation notes score (circle one only)

9	
8.5	Accurate and legible with precise and concise details, with a relevant past medical / social history of an appropriate length
8	
7.5	Accurate and legible with sufficient details, with a relevant past medical / social history
7	
6.5	Accurate and legible with adequate information for realizing the whole consultations without major omissions
6	
5.5	Legible for the consultations but missing some major details
5	
4.5	Contain illegible information i.e. information overload, redundant or irrelevant information breakdown effective communication between medical professionals. OR some major findings were wrongly recorded
4	

Some observations, comments and
recommendations from previous PA
(Part D Medical Records)

**Overall performance on D2 (Basic information):
area(s) need attention / improvement**

- Insufficient positive / significant negative information
- Inaccurate / inconsistent with other part(s) of the record
- Information not updated
- Documentation: length not appropriate OR unclear
- Others:

**Overall performance on D3 (Consultation notes):
area(s) need attention / improvement**

- Main reason(s) of consultation unclear
- Insufficient documentation of clinical findings
- Diagnosis/ Working diagnosis unclear
- Suboptimal management
- Lack of / inappropriate anticipatory care advice
- Documentation: length not appropriate OR unclear
- Others:

Part D (Medical Records) General

issue noted:	Comments / recommendations
Submitted duplicate cases in the case-log	<ul style="list-style-type: none">• To be avoided• In Exit Exam: risk of penalty & disqualifications

Part D (Medical Records)

Documentation: length not appropriate OR unclear

issue noted:	Comments / recommendations
Long consultation notes, even simple URTI , document almost each wording or standard wording from textbook, which is not necessary	
Annual blood result documentation only need the most updated one, candidate also put down those few years ago.	

Part D (Medical Records), D2 (Basic Information)
 Insufficient positive / significant negative information

issue noted:	Comments / recommendations
<p>“Other allergy” section left blank on the basic information templates</p>	<ul style="list-style-type: none"> • Enter ‘nil’ , ‘nil known’
<p>Genogram: there was no age and health information for those alive; although age and cause of death of the deceased family members are recorded</p>	<ul style="list-style-type: none"> • In case of time constraint, focus on information of closely blood-related, spouse, living together (i.e. members surrounding the patient). Put down the significant positives, ‘in good health’, etc.
<p>No immunization record for child cases</p>	

Part D (Medical Records), D2 (Basic Information)
Inaccurate / inconsistent with other part(s) of the record

issue noted:	Comments / recommendations
Housewife; given sick leave for IOD	
Notes mentioned that patient lives with husband, but marital status being 'unknown' in the basic information of the record	
In the basic information: ' X ' for contraception on one page, but mentioned condom on another page.	

Part D (Medical Records), D2 (Basic Information)
Information not updated

issue noted:	Comments / recommendations
Wife passed away → reason?	
Mother passed away → reason?	

Part D (Medical Records), D3 (Consultation notes)
Main reason(s) of consultation unclear

issue noted:	Comments / recommendations

Part D (Medical Records), D3 (Consultation notes)
 Insufficient documentation of clinical findings

issue noted:	Comments / recommendations
ENT referral made; but not a single word on ENT symptoms found in the record	
Topical urea cream prescribed; indication not found in record	
Patient has ECG; routine care? or ordered for any symptoms? Not documented in history and the referral letter.	
eGFR is more relevant than Creatinine level in monitoring of renal function	
ddx costochondritis but not mentioned any local chest tenderness	
ddx anorexia nervosa but no related symptoms documented	

Part D (Medical Records), D3 (Consultation notes)
 Insufficient documentation of clinical findings

issue noted:	Comments / recommendations
Dizziness for 3 month on and off, genogram: husband mental health issues; 2 children need to take care of. Need to explore psychological aspect	
Dx cataract but visual blurring last 10 mins each time, not typical symptoms of cataract. Other causes e.g. dry eyes? Can test red reflex in PE	
Known depression FU PSY. Dx acute stress disorder without any traumatic event encountered. Did not assess suicidal risk.	
Hx of fever / stomach pain → Dx mesenteric adenitis. Location of pain not typical. The Dx can only be made after imaging	

Part D (Medical Records), D3 (Consultation notes)
 Diagnosis/ Working diagnosis unclear

issue noted:	Comments / recommendations
<ul style="list-style-type: none"> • Case A - Syncope 2nd time with few months should need further work up rather than just treatment GI symptoms. DDx may include TIA epilepsy • Case B – sub-mandibular mass may need further work up. e.g. sputum culture, imaging • Overall impression: little attempt to arrive provision dx / ddx; problems are then mostly referred out. Can discuss more with patient and suggest more for options 	
<p>Can consider other DDx in kids with prolonged cough e.g. allergic rhinitis; not followed up</p>	
<p>Diagnosed 'post-herpetic neuralgia for persisted pain ~ 1/52 after the onset of rash</p>	
<p>Central chest pain for few weeks; CXR few months ago NAD, ECG no acute changes, dx atypical chest pain without further workup. Symptoms at night and patient on NSAID recently → GERD?</p>	

Part D (Medical Records), D3 (Consultation notes)
Suboptimal management

issue noted:	Comments / recommendations
Tramadol and pholcodine; both opioid types, risk of respiratory suppression	
<p>F/61 FU for neck pain, numbness UL</p> <p>The consultation notes (done in 9/17) typed: MRI neck (9/17): C3/4; C4/5; C5/6; C6/7 mild spinal stenosis with compressing cord...C3/4 mild increase T2 intensity suggestive of early compressive myelopathy.</p> <p>Ortho pending 12/ 2018 -- should attempt to advance the orthopedic appointment</p> <p>Mx: Referred to Physiotherapy -- potential unsafe Mx</p>	
HT newly on drug; no regular FU was arranged, instead advised patient to self book IVAS. Also there is a DM RAMP podiatrist appointment for patient in the record, it is not sure if patient in having DM or not.	
Why 10-year-old child epistaxis given neomycin cream?	
Fasting Hstix 8.3 – 10.4, A1c 8.5%, hx too brief, better to have more hx on lifestyle and any symptoms of poor DM control. Mx just stepped up metformin from 500 mg BD to 750 mg BD, not likely to bring significant improvement	

Part D (Medical Records), D3 (Consultation notes)
Suboptimal management

issue noted:	Comments / recommendations
LDL 3.4, CKD, should switch (treatment) for LDL target < 2.6	
On Hytrin 6 mg , can warn side effects on Mx	
M46, BP 162/84, BP not rechecked. No recommendation for FU high BP. BP also high in the last consultation in March 2023.	
F/87, PR bleed, change of bowel habit, weight loss, only refer patient to surgeon, did not consider other ddx such as bld test / CXR / urine test	
CVS risk 14.4%, LDL 3.0, commented 'suboptimal control' and increased Crestor dose. Aim LDL < 3.4 sufficient if medium CVS risks.	
Hytrin increase from 1 mg to 5 mg daily: too aggressive, may trigger postural hypotension	

Part D (Medical Records), D3 (Consultation notes)
Lack of / inappropriate anticipatory care advice

issue noted:	Comments / recommendations

Enquiry

Specialty Board secretary:

alkyyu@hkcfp.org.hk

Tel: 2871 8899 (Alky or John)