

## INSIDE THIS ISSUE

Issue 193 March 2020

01 [Message from the President](#)

02 [Message from the President \(Con't\), College News:](#)

02 Membership Committee News

03 QA&A Committee

04 Board of Conjoint Examination News

06 Diploma in Family Medicine (HKCFP) 2020-2021

08 The HKCFP Award for the Best Research of 2019; HKCFP Research Fellowship 2020

10 [News Corner](#): Masks – what should we know now?

12 [Feature](#): Maintenance of Household Hygiene – What is the latest evidence, and how may we advise our patients?

15 [College News](#):

15 Specialty Board News; HKPCC 2020 Chairman Message

16 HKPCC 2020 Announcements

20 Board of Education News

23 [Meeting Highlights](#)

24 [College Calendar](#)

## Message from the President

In view of the COVID-19 crisis, our College has started to arrange CME activities via videoconferencing as one of the contingency measures during this period. I am delighted to report that judging by the enrollment numbers and feedback we have received thus far, they have been highly successful and very much welcomed by our College members. Please stay tuned for more of these to come via the usual College communication channels.

The HKCFP Research Committee has conducted an online survey on 31 January 2020 among our doctor members to identify the preparedness of family doctors in providing clinical care during the initial stage of COVID-19 outbreak. Of the 491 (30.9% response rate) family doctors who completed the online survey, 246 (50.1%) doctors worked at public primary clinics, 242 (49.3%) doctors worked in the private sector while 3 (0.6%) worked in both sectors. The vast majority of the surveyed family doctors continued to provide regular primary care services to the public although many (428, 87.2%) reported that their clinical practice had been affected by the COVID-19 outbreak. Six (2.5%) private doctors had to close their practices.

The survey found that within 10 days of the first confirmed COVID-19 case in Hong Kong, over 140 patients with suspected COVID-19 presented to 70 participating family doctors, and one patient was confirmed to have the infection. Hence, family doctors are at the very first point of professional contact of COVID-19 patients.

Most doctors responded to the outbreak with heightened infection control practices, but the main concerns were great difficulties in securing personal protective equipment (PPE) supplies, the lack of rapid diagnostic test, training demands on COVID-19, the need to enhance co-ordination of the roles and responsibilities between the public and the private sectors, and more effective public health policy to contain the outbreak. Many requested for setting up of designated clinics to help manage the crisis.



Since 70% of primary care consultations take place in the private sector locally, it would be crucial to involve private family doctors, who are one of the major community stakeholders, in the fight against outbreaks such as COVID-19 as part of the overall health system strategy and emergency response.

The family doctors in the community are willing and ready to help out and play our parts in the combat against COVID-19! Let's work together to fight against COVID-19!

On a more global perspective, the New England Journal of Medicine recently published an article by Mr. Bill Gates entitled "Responding to Covid-19 – A Once-in-a-Century Pandemic?" (<https://www.nejm.org/doi/full/10.1056/NEJMp2003762>), discussing solutions for both the current crisis caused by COVID-19 and

*(Continued on page 2)*

## Message from the President (Con't)

*(Continued from page 1)*

the long-term strategies to prevent and tackle possible outbreaks in the future. Mr. Gates argued that health systems could easily be overwhelmed by a pathogen like COVID-19, especially the primary health care systems. On the other hand, he went on to reiterate that having trained health care workers in a strong primary health care system could help in immunization, monitoring disease trends and becoming a system beacon to alert the government about potential outbreaks. This, coming from a person with non-clinical background, is surprisingly matching with the clinical perspectives. In fact, having a well prepared and strong primary health care work force with well-trained family doctors would be one of the essential elements to prevent recurrence of potential future pandemic diseases; actually this applies when the community is “in sickness and in health”.

From the Budget speech of 2020-21 announced on 26 February 2020, resources and funding would be earmarked for Government’s health projects including the promotion of primary healthcare services. Additional funding would be provided to support anti-epidemic efforts and enhance medical training in general. Subsidies would be allocated for setting up of interim “District Health Centre (DHC) Express” by non-governmental organisations in 11 districts. However, we are still looking forward to the Government’s actions in allocating more resources to training of family physicians in Hong Kong, which as illustrated above would lead to an even stronger primary health care system to address the ever increasing needs in the community.

**Dr. David V K CHAO**  
President

## Membership Committee News

The Council approved, on recommendation of the Chairlady of the Membership Committee, the following applications for membership in **January – February 2020**:

### Transfer from Associate Membership to Fellowship

Dr. CHAN Chi Hung	陳志紅
Dr. CHAN Ki Chun, Enoch	陳祈進
Dr. CHAN Wing Chi, Annie	陳穎芝
Dr. CHAN Yin Yue, Yeni	陳彥瑜
Dr. CHIU Ho Ching	趙皓晴
Dr. CHUNG Ka Chun	鍾家駿
Dr. FENG Longyin	馮龍胤
Dr. FUNG Kevin Koon Fun	馮冠勛
Dr. KAM Ngar Yin	甘雅妍
Dr. LAM Ki Yu	林琪餘
Dr. LAM Ting Chung, Matthew	林廷聰
Dr. LEE Wing Lam	李詠琳

Dr. LEE Ying Cheung	李英璋
Dr. LEUNG Lai Man	梁麗汶
Dr. LEUNG Yuen Kei	梁琬琦
Dr. LEUNG Yuen Yee	梁婉儀
Dr. LIM Martina	林星彤
Dr. NG Kwok Fai	吳國輝
Dr. NG Ngai Mui	吳毅梅
Dr. NG Yui Wing	吳睿穎
Dr. WONG Chi Wing	王之穎
Dr. WONG Chung Yan	王頌恩
Dr. WONG Hin Hei, Henry	黃衍熹
Dr. YAN Chi Yung	殷志勇
Dr. YAU Tang Fai	邱騰輝
Dr. YUNG Hiu Ting	容曉婷

## Quality Assurance & Accreditation Committee News

### CME/CPD Compliance

Dear Colleagues,

The **new QA Cycle (2020-2022)** has already started, as usual please check your CME report **regularly** by visiting the College website at <http://www.hkcfp.org.hk/>

The committee wishes to highlight to colleagues the changes on HKCFP QA Certificate, HKCFP CME Certificate and HKAM Fellow for cycle 2020-2022:

#### 1. HKCFP QA Certificate 2020-2022

Maximum point set for Subcategories (3.01, 3.02, 3.03a-c, 3.04, 3.09, 3.10)

(Please see the below table)

Please see the "Regulations for Award of Quality Assurance 2020-22 (QA)" for more detail of the CME requirements: [http://www.hkcfp.org.hk/pages\\_5\\_81.html](http://www.hkcfp.org.hk/pages_5_81.html)

#### 2. HKAM Fellow

Maximum point set for Subcategories (3.01 & 3.03c)

(Please see the below table)

#### 3. CME Certificate

No Change

The maximum points allowed of the subcategories mentioned above were set in previous cycles, and would be executed in 2020-2022 cycle:

Sub-Category	Point Allocation
3.01 (Teaching Medical Students in University)	Maximum 5 CPD points for each 'recognized' university per year; Maximum 15 CPD Points allowed in the three year cycle*
3.02 (Clinical Supervisor)	Maximum 5 CPD Points allowed per year
3.03a (DFM Examiner)	Maximum 5 CPD Points allowed per year
3.03b (Conjoint Examiner)	Maximum 5 CPD Points allowed per year
3.03c (Exit Examiner)	Maximum 10 CPD Points allowed per year
3.04 (CPR Instructor)	Maximum 5 CPD Points allowed per year
3.09 (Passing Conjoint Exam)	Maximum 10 CPD Points allowed per year
3.10 (Passing Exit Exam)	Maximum 10 CPD Points allowed per year

\*Starting from 2020-2022 cycle, **ONLY CPD points** would be accredited for teaching medical students in Universities.

For any enquiry please contact our QA&A Secretariat (Mr. John Ma) at 2871 8899 or email to [cmecpd@hkcfp.org.hk](mailto:cmecpd@hkcfp.org.hk) at your convenience.

Yours sincerely,

Dr. King Chan  
Chairman, Quality Assurance & Accreditation Committee

## THIRTY-FOURTH CONJOINT HKCFP/RACGP FELLOWSHIP EXAMINATION THIRD (FINAL) Announcement

The Board of Conjoint Examination is pleased to announce the following information on the Thirty-fourth Conjoint Fellowship Examination with the Royal Australian College of General Practitioners to be held in 2020.

### (1) REQUIREMENTS AND ELIGIBILITY

All candidates **MUST** be FULL OR ASSOCIATE members of BOTH HKCFP AND RACGP\* at the time of application for the Examination and at the time of the Conjoint Examination.

(\*Documentary evidence is required with the application – including a valid RACGP number.)

**(Note :** All candidates are required to renew their RACGP membership for the year 2020/2021 before 31 July 2020. Failure to comply with the rule may result in denial of admission to the Exam.)

In addition, they must be EITHER CATEGORY I OR CATEGORY II CANDIDATES: -

- (a) **CATEGORY I CANDIDATES** are graduate doctors (FULLY OR LIMITED registered with the Hong Kong Medical Council) who are undergoing or have completed a fully approved vocational training programme as outlined in the College's Handbook for Vocational Training in Family Medicine.

After satisfactory completion of two years of approved training, Category I candidates or trainees may apply to sit the Written Examination, both the two segments of which must be taken at the same attempt. After satisfactory completion of four years of supervised training, Category I candidates may apply to sit the Clinical Examination.

**(Note:** For Category I candidates who have enrolled in the vocational training programme before 31 December 2018, and who apply for the award of RACGP Fellowship before 1 March 2027, they will remain entitled to be awarded FRACGP. All other candidates are eligible to apply for the award of International Conjoint RACGP Fellowship (ICFRACGP).

All Category I candidates who are current vocational trainees and apply to sit the Written Examination **MUST** submit evidence of completion of at least 15 months of approved training by 31 March 2020, together with the application. Those current vocational trainees who apply for the Clinical Examination **MUST** submit evidence of completion of at least 39 months of approved training by 31 March 2020, together with the application. Candidates who have already completed vocational training **MUST** submit evidence of completion of vocational training, together with the application.

Part-time trainees must submit evidence of completion of their vocational training by the time of the Written Examination before they can apply to sit the examination.)

- (b) **CATEGORY II CANDIDATES** are doctors who are FULLY registered with the Hong Kong Medical Council and have been predominantly in general practice in Hong Kong for not less than **five** years by 30 June 2020.

Category II candidates may opt to only sit for the Written Examination at the first and subsequent application.

Enquiries about eligibility to sit the examination should be directed to the Chairman of the Board of Conjoint Examination.

**The eligibility of candidates of both categories is subject to the final approval of the Board of Conjoint Examination, HKCFP.**

**Application will not be processed unless all the documents are submitted with the application form.**

### (2) FORMAT AND CONTENTS

- A. Written Examination  
Applied Knowledge Test (AKT)\*, and  
Key Feature Problems (KFP)

*\*Note: Multiple Choice Questions (MCQ) has been renamed as Applied Knowledge Test (AKT) from Conjoint Exam 2018, with no major change on the exam format.*

- B. Clinical Examination  
Objective Structured Clinical Examination (OSCE)

### (3) PRE-REQUISITE FOR CLINICAL SEGMENTS

All candidates applying to sit for the Clinical Examination of the Conjoint Fellowship Examination **MUST** possess a APCLS (Advanced Primary Care Life Support) certificate issued by the HKCFP\*. The validity of this certificate must cover the time of the Clinical Examination.

**Application will not be processed unless the pre-requisite is fulfilled.**

\*Note: In regarding the APCLS certificate as issued by the HKCFP, the dates of APCLS workshops & examinations for 2020 will be confirmed shortly. Please register with our College secretariat at 2871 8899 IMMEDIATELY if you do not hold a valid APCLS certificate issued by HKCFP and intend to sit for the Conjoint Examination 2020.

#### (4) CRITERIA FOR A PASS IN THE EXAMINATION

A candidate will be required to pass the entire Written Examination in one sitting. That is, if one fails the Written Examination, both the AKT and KFP segments have to be re-taken. Successful Written Examination result can be retained for three years (until the Clinical Examination of 2023).

The Clinical Examination can only be taken after successful attempt of the Written Examination. If one fails the Clinical Examination, all the OSCE stations have to be re-taken.

A candidate has to pass both the Written and the Clinical Examinations in order to pass the Conjoint HKCFP/RACGP Fellowship Examination.

#### (5) APPLICATION AND EXAMINATION FEES

Application forms are available from the College Secretariat at Room 803-4, HKAM Jockey Club Building, 99 Wong Chuk Hang Road, Aberdeen, Hong Kong. You may also download the application forms from our College website, <http://www.hkcfp.org.hk>. Please note that the deadline for application is **8 April 2020 (Wednesday)**.

For both **CATEGORY I** and **CATEGORY II CANDIDATES**:

**Application Fee:** \$3,000

**Examination Fee:**

- Full Examination (Written + Clinical) \$31,000
- Written Examination \$15,500
- Clinical Examination \$15,500

Please make the cheque payable to **"HKCFP Education Limited"**. If a candidate applied for the Full Examination **but failed in the Written Examination, the Clinical Examination fee (\$15,500) will be refunded**.

#### (6) REFUND POLICY

If a candidate wishes to withdraw from the examination, and written notice of withdrawal is received by the College 60 days or more prior to the date of the examination, he / she will receive a refund of \$31,000 (for the whole examination), \$15,500 (for the written examination) or \$15,500 (for the clinical examination). The application fee of \$3,000 will not be refunded.

No refund will be given if the written notice of withdrawal is received by the College within 60 days of the date of the examination.

All fees paid are not transferable to subsequent examinations.

#### (7) IMPORTANT DATES

- 8 April 2020 (Wednesday) Closing Date for Applications
- 16 August 2020 (Sunday) Conjoint Examination – Written Examination (KFP)
- 23 August 2020 (Sunday) Conjoint Examination – Written Examination (AKT)
- [Date to be confirmed] Conjoint Examination – OSCE

#### (8) ELECTION TO FELLOWSHIP

Members should be aware that passing the Conjoint Fellowship Examination does NOT equate with election to the Fellowship of either the Hong Kong College of Family Physicians or the Royal Australian College of General Practitioners. Those wishing to apply for Fellowship of either or both College(s) should ensure that they satisfy the requirements of the College(s) concerned.

Entry forms for Fellowship, Membership and Associateship of the Hong Kong College of Family Physicians and the Royal Australian College of General Practitioners are available from both College website ([www.hkcfp.org.hk](http://www.hkcfp.org.hk) / [www.racgp.org.au](http://www.racgp.org.au)). You may also contact the HKCFP Secretariat, Room 803-4, HKAM Jockey Club Building, 99 Wong Chuk Hang Road, Aberdeen, Hong Kong. Tel: 2871 8899, Fax: 2866 0616.



Dr. Chan Hung Chiu  
Chairman, Board of Conjoint Examination

## Diploma in Family Medicine (HKCFP) 2020 - 2021

The Board is pleased to announce that the Diploma Course in Family Medicine (DFM) organized by The Hong Kong College of Family Physicians will commence in July 2020.

The course consists of FIVE modules. Modules I & II will be delivered by Local Distance Learning. Modules III, IV & V consist of lectures, seminars, tutorials, workshops and clinical attachments. The whole course requires ONE year of part-time studies.

Details of the course are as follows:

### 1. Objectives:

- i) To provide knowledgeable, pragmatic and structured teaching in Family Medicine for medical practitioners
- ii) To encourage professional development of practising medical practitioners and to provide an intermediate step to fellowship qualifications in Family Medicine
- iii) To improve standards and quality in the practice of Family Medicine

### 2. \*Syllabus:

The course consists of FIVE compulsory modules. Doctors who have graduated from the course are expected to have acquired:

- i) Current concepts about nature of Family Medicine
- ii) Knowledge and skills in consultation, counselling and problem solving
- iii) Knowledge and skills in common practice procedures and emergency care required for good quality family practice
- iv) Understandings towards the role of Family Doctors as gatekeepers of the health-care system and in providing cost-effective primary care to the community

#### Module I – Principles of Family Medicine (Distance Learning)

<b>Aims:</b>	1. Learn concepts of Family Medicine 2. Understand the role of a Family Doctor and scope of Family Medicine
<b>Contents:</b>	Definition of Family Physicians, Family Physicians' Functions, Core Values of Family Medicine, Consultation, Future of Family Medicine

#### Module II – Common Problems in Family Medicine (Distance Learning)

<b>Aims:</b>	1. Enhance consultation, communication and problem solving skills 2. Understand the diagnostic formulation process in Family Medicine
<b>Contents:</b>	Four clinical scenarios. Each clinical scenario further divides into several questions covering different areas in general practice

#### Module III - Essentials of Family Medicine (Structured Seminars and Tutorials)

<b>Aims:</b>	1. Strengthen knowledge in Family Medicine 2. Understand the potential growth of Family Medicine 3. Develop research and teaching skills in Family Medicine
<b>Contents:</b>	Practice Management, Care of Elderly, Chronic Disease Management, Anticipatory Care, Clinical Audit & Research, Mental Health, Musculo-skeletal Problems, Evidence Based Medicine & Critical Appraisal

#### Module IV - Clinical Updates (Updates and Clinical Attachment)

<b>Aims:</b>	Acquire in-depth knowledge and practical skills in selected specialties
<b>Contents:</b>	THREE update seminars plus ONE attachment in selected specialty

#### Module V - Practical Family Medicine (Practical Workshops)

<b>Aims:</b>	Enhance practical and communication skills in Family Medicine by Practical Workshops in selected areas including CPR, Consultation Skills, Counselling Skills, Women's Health, Orthopaedic Injection and Musculo-Skeletal Medicine
<b>Contents:</b>	Four compulsory and two elective Practical Workshops in selected areas including Advanced Primary Care Life Support (APCLS), Consultation Skills, Counselling Skills, Women's Health, Orthopaedic Injection and Musculo-Skeletal Medicine

Module III & V will be scheduled in Saturday and Sunday afternoons.

### 3. Articulations:

The Course allows (up to a fixed maximum percentage of the Course units) articulations or cross recognition of previous Family Medicine training programmes that provide learning units equivalent to that of the above syllabus. Participants who wish to apply for such articulations have to submit evidence of relevant training together with their applications. The granting of articulations is however, completely at the discretion and decision of the Board of DFM.

### 4. \*Schedule:

The whole course requires ONE year of part-time studies.

July to September 2020	Module I
October to November 2020	Module II
July 2020 to May 2021	Module III, IV & V
April / May 2021	Final Examination

### 5. Admission Requirement:

Medical Practitioner with Bachelor's Degree in Medicine.

### 6. Teaching Staff:

A panel of experienced academic medical professionals in Family Medicine, hospital specialists and experienced Fellows or Trainers of HKCFP will be invited to teach in the programme.

## 7. Teaching Medium:

English  
(Cantonese may be used in some seminars, workshops and clinical attachments)

## 8. Course Fees:

Whole course:

Administration fee for application: HK\$1,000

HK\$38,000 for members of HKCFP

HK\$76,000 for non-members

**(A discount of HK\$5,000 for early birds who apply on or before 30 May 2020)**

Individual Modules:	Members	Non-members
Module I (Distance Learning – Principles of Family Medicine)	\$4,900	\$9,800
Module II (Distance Learning – Common Problems in Family Medicine)	\$4,900	\$9,800
Module III (Structured Lectures & Seminars)	\$4,800	\$9,600
Module IV (Updates & Clinical Attachment)	\$4,800	\$9,600
Module V (Practical Workshops)	\$6,200	\$12,400
Examination	\$11,800	\$23,600
Administration Fee	\$5,000	\$10,000

**All fees must be paid upon application and before commencement of the course. Fees paid are NON-TRANSFERABLE and NON-REFUNDABLE.**

## 9. Awards/Credits:

- A Diploma in Family Medicine issued by HKCFP will be awarded to candidates who have satisfied all the requirements and have passed all the required assessments and the Final Examination.
- The Diploma is a **Quotable Qualification** of The Medical Council of Hong Kong.
- Up to 50 CME and 10 CPD credit points will also be awarded to candidates at satisfactory completion of the Course by the QA & A Committee of HKCFP.

## 10. Application Procedure:

**Applications are now open.**

A completed application form must be returned to The Hong Kong College of Family Physicians with the following:

- Photocopy of the current Annual Practising Certificate;
- A recent photo of the applicant (passport size);
- A signed "Disclaimer of Liability";
- An administration fee for application of HK\$1,000 by crossed cheque payable to "HKCFP Holdings and Development Limited". This fee is non-refundable;
- A Course Fee of HK\$38,000 (or HK\$76,000 for non-members) by crossed cheque payable to "HKCFP Holdings Development Limited". This fee is non-transferable and non-refundable.

Every successful applicant will be notified by an official letter of admission.

Information and application forms can be obtained from the College or can be downloaded at the College website (<http://www.hkcfp.org.hk>). Members who were not admitted in the course in 2019 have to send in their application again if they want to study the course this year. Please contact the College secretariat, Ms. Alky Yu at 2871 8899 for any queries.

## 11. Application Deadline: 30 June 2020

### Comments From Former DFM Graduates

- "The Content is useful in daily practice. I can have hands-on practical skills. I can polish my communication skills during the lectures & workshops."
- "I can understand the role of Family Physicians as gatekeepers of health-care system and better know about their role in the society. I also acquire the skills on critical appraisal."
- "There are sessions of clinical updates for updating knowledge. Module I, II & III could help improve my knowledge. Module I, II & III could improve my understanding of Family Medicine. The sessions in consultation are invaluable in improving my communication skills."

*\*Course syllabus and schedule may be subject to change without prior notification*



APCLS Training Workshop



Women's Health Workshop



Orthopaedic Injection Workshop



Musculoskeletal Workshop

## The HKCFP Award for the Best Research of 2019

The Research Committee of the Hong Kong College of Family Physicians is calling for The Award for The Best Research of the Year 2019. All members and fellows of the College are invited to participate and submit their research papers to the Research Committee for selection. The Award will be presented at the Conferment Ceremony in 2020.

### Entry and assessment criteria are listed below:

#### Entry Criteria:

1. *The principal investigator has to be a Member or a Fellow of the Hong Kong College of Family Physicians.*
2. *The research must be original work of the investigator(s).*
3. *The research should be conducted in Hong Kong.*
4. *The research must have been completed.*
5. *The paper should be presented under the standard headings of Abstract, Introduction, Methodology, Results, Discussion and Conclusion. References should be listed in full at the end in Vancouver format.*

#### Assessment Criteria:

1. *How relevant are the topic and findings to Family Medicine?*
2. *How original is the research?*
3. *How well is the research designed?*
4. *How well are the results analyzed and presented?*
5. *How appropriate are the discussion and conclusion(s) drawn?*
6. *How useful are the results for patient care in the discipline of Family Medicine?*
7. *How much effort is required to complete the research study?*

Each research project submitted will be assessed according to the seven criteria listed above by a selection panel. Each criterion may attract a different weighting to be decided by the selection panel. Please send your submission either:

**By post** to Research Committee, HKCFP, Rm 803-4, 8/F, HKAM Jockey Club Building, 99 Wong Chuk Hang Road, Aberdeen, Hong Kong;

Or, **by email** to [PriscillaLi@hkcfp.org.hk](mailto:PriscillaLi@hkcfp.org.hk) / [CrystalYung@hkcfp.org.hk](mailto:CrystalYung@hkcfp.org.hk)

**DEADLINE OF SUBMISSION: EXTENDED TO 29 April, 2020**

Supported by HKCFP Foundation Fund



## HKCFP Research Fellowship 2020

### Introduction

---

The HKCFP Research Fellowship was established by the Hong Kong College of Family Physicians to promote research in Family Medicine. The Grant is up to the value of HK\$ 100,000. Applicants are expected to have regular contact with a nominated supervisor with Master or equivalent degree or above.

### Eligibility

---

Applicants for the HKCFP Research Fellowship must be active Fellow, Full member or Associate Member of the HKCFP. New and emerging researchers are particularly encouraged to apply. However, full-time academic staff of Universities would not be eligible to apply.

### Selection criteria

---

Application will be judged on\*:

- Training potential of applicants
- Relevance to family medicine and community health
- Quality
- Value for money
- Completeness (incomplete or late applications will not be assessed further)

*\* Please note that new researchers and those at an early stage of their research careers are defined as those who have not led a major research project or have fewer than 5 years of research experience.*

### How to apply

---

1. Application form, terms and conditions of the Fellowship can be downloaded from [www.hkcfp.org.hk](http://www.hkcfp.org.hk) or obtained from the College Secretariat, HKCFP at Rm 803-4, 8/F, HKAM Jockey Club Building, 99 Wong Chuk Hang Road, Aberdeen, Hong Kong. Tel: 2871 8899 Fax: 2866 0616
2. Applicants must submit:
  - The completed application form;
  - The signed terms and conditions of the HKCFP Research Fellowship;
  - Curriculum vitae from the principal investigator;
  - Curriculum vitae from the co-investigator(s) (no more than two pages) AND,
  - Curriculum vitae from the supervisor.
3. Application Deadline is now extended to **29 April, 2020**. Late applications will not be accepted.
4. Applications can be either sent:
 

**By post** to Research Committee, The Hong Kong College of Family Physicians, Rm 803-4, 8/F, HKAM Jockey Club Building, 99 Wong Chuk Hang Road, Aberdeen, Hong Kong; Or, **by email** to [PriscillaLi@hkcfp.org.hk](mailto:PriscillaLi@hkcfp.org.hk) / [CrystalYung@hkcfp.org.hk](mailto:CrystalYung@hkcfp.org.hk)

Supported by HKCFP Foundation Fund

## Masks - what should we know now?

It is by no doubt that face MASK is currently one of the most hot topics in Hong Kong, as we are working hard to fight against COVID-19 outbreak. The long discussion of who and when and where to use face mask will keep on until the exact route of transmission is officially documented and finalised. As a family physician, we should be more equipped in the knowledge of face masks, as it would be definitely a common enquiry by our patients.

### A. Types of face masks

#### - Surgical mask

Loose-fitting, disposable device that creates a physical barrier between the mouth and nose of the wearer and potential contaminants in the immediate environment.

If worn properly, a surgical mask helps to block large particle droplets, splashes, sprays that may contain germs, but it does not provide complete protection from germs and other contaminants because of the loose fit between the surface of the mask and your face.

Most surgical masks adopt a three-layer design which are outer fluid resistant layer, middle filter layer and inner moisture-absorbing layer. Mask without the above functions is not recommended as it cannot provide adequate protection against infectious diseases transmitted by respiratory droplets.

#### - Respirator

A respirator is a respiratory protective device designed to achieve a very close facial fit and very efficient filtration of airborne particles.

If properly fitted, the filtration capabilities of respirators exceed those of face masks. However even a properly fitted respirator does not completely eliminate the risk of viral/ bacterial transmission.

Most N95 respirators are manufactured for use in construction and other industrial jobs that expose workers to dust and small particles. However some respirators are intended for use in healthcare setting. These N95 respirators are class II devices regulated by the FDA, under CFR 878.4040, and CDC NIOSH.

Before initial use of N95 respirator, fit test should be performed to select a suitable type, model and size of respirator for individual respirator user.

### B. Surgical Masks



(internet photo)

### Standards for surgical masks

#### 1. US FDA ASTM F2100-11 Requirements for Medical Face Masks

Characteristics	Level 1	Level 2	Level 3
Bacterial Filtration Efficiency (BFE) - mean particle size (MPS) of 3.0 +/- 0.3 µm - ASTM F2101-01: Evaluating the BFE of surgical masks using a biological aerosol of staphylococcus aureus	≥ 95%	≥ 98%	≥ 98%
Sub-micron Particulate Filtration Efficiency (PFE) - Particle size of 0.1 microns	≥ 95%	≥ 98%	≥ 98%
Differential Pressure (Delta P) "Breathability" - Delta P 4.0 mm H2O/cm2	< 4.0	< 5.0	< 5.0
Fluid Penetration Resistance - Synthetic Blood Penetration Resistance at human blood pressures of 80, 120, and 160 mmHg	80 mmHg	120 mmHg	160 mmHg
Flammability (Flame Spread) - Flammability class	Class 1	Class 1	Class 1

#### 2. EU EN 14683 Requirements for Medical Face Masks

Characteristics	Type I	Type II	Type IIR
Bacterial Filtration Efficiency (BFE) - mean particle size (MPS) of 3.0 +/- 0.3 µm	≥ 95%	≥ 98%	≥ 98%
Sub-micron Particulate Filtration Efficiency (PFE) - Particle size of 0.1 microns	Not required	Not required	Not required
Differential Pressure (Delta P) "Breathability" (mmH2O/cm2)	< 3.0	< 3.0	< 5.0
Fluid Penetration Resistance	Not required	Not required	120 mmHg
Flammability (Flame Speed)	Not required	Not required	Not required

#### 3. Australia AS 4381 Requirements for Medical Face Masks

Characteristics	Level 1	Level 2	Level 3
Bacterial Filtration Efficiency (BFE)	≥ 95%	≥ 98%	≥ 98%
Sub-micron Particulate Filtration Efficiency (PFE) - Particle size of 0.1 microns	Not required	Not required	Not required
Differential Pressure (Delta P) "Breathability" (mmH2O/cm2)	< 4.0	< 5.0	< 5.0
Fluid Penetration Resistance	80 mmHg	120 mmHg	160 mmHg

#### 4. Taiwan CNS14774 Requirements for Medical Face Masks

Characteristics	Face masks for ordinary medical use	Surgical face masks	D2 dust proof surgical masks
Bacterial Filtration Efficiency (BFE)	≥ 95%	≥ 95-98%	N/A
Particulate Filtration Efficiency (PFE)	N/A	≥ 95-98%	≥ 95%
Differential Pressure (Delta P) "Breathability" mmH2O/cm2	< 5.0	< 4-5.0	< 5.0
Fluid Penetration Resistance	N/A	80-160 mmHg	80 mmHg
Flammability (Flame Spread) - Flammability class	N/A	Class 1	Class 1

## 5. South Korea KF (Korea filter) Requirements for Medical Face Masks

KF80-rated masks block on average 80% percent of PM of 0.6 $\mu$ m in diameter.

KF94-rated masks block on average 94% percent of PM of 0.4 $\mu$ m in diameter.

KF99-rated masks block on average 99% percent of PM of 0.4 $\mu$ m in diameter.

### Procedure of putting on surgical mask

- Perform hand hygiene
- Put the coloured side as outer side of the mask, with the metallic strip uppermost
- For ear-loop type surgical mask, position the elastic bands around both ears
- Extend the surgical mask to fully cover mouth, nose, and chin
- Mould the metallic strip over nose bridge and the surgical mask should fit snugly over the face
- Perform hand hygiene

## C. Respirators



(internet photo)

There are different classifications of respirators worldwide:

### Classification of respirators - NIOSH classification

- NIOSH: National Institute for Occupational Safety and Health
- Respirators that filter out at least 95% of airborne particles during "worst case" testing using a "most-penetrating" sized particle are given a 95 rating. Those that filter out at least 99% receive a "99" rating. And those that filter at least 99.97% receive a "100" rating.
- Respirators in this group are rated as N, R, or P for protection against oils. This rating is important in industry because some industrial oils can degrade the filter performance so it doesn't filter properly
- N: Non resistant to oil
- R: somewhat resistant to oil
- P: strongly resistant to oil

Oil resistance	Rating	Description
Not oil resistant	N95	Filters at least 95% of airborne particles
	N99	Filters at least 99% of airborne particles
	N100	Filters at least 99.97% of airborne particles
Oil resistant	R95	Filters at least 95% of airborne particles
	R99	Filters at least 99% of airborne particles
Oil proof	R100	Filters at least 99.97% of airborne particles
	P95	Filters at least 95% of airborne particles
	P99	Filters at least 99% of airborne particles
	P100	Filters at least 99.97% of airborne particles

### Classification of respirators - EN143 standard

Class	Filter penetration limit (at 95 L/min air flow)	Inward leakage
FFP1	Filters at least 80% of airborne particles	< 22%
FFP2	Filters at least 94% of airborne particles	< 8%
FFP3	Filters at least 99% of airborne particles	< 2%

### Procedure on putting on N95 respirator

- Select your own correct model and size of N95
- Check that the respirator is clean and in good condition before each use. Inspect for:
  - Condition of the parts (e.g., facepiece, harness, valves, filters, cartridges, etc.) for cracks, tears, holes, distortion or warping.
  - Tightness of the connections
  - End-of-service life indicator (if present) or shelf-life date
- Perform hand hygiene
- Put the respirator on your face tightly covering your nose and mouth
- put the upper strap up and over back of your head, put the lower strap up and over back of your neck
- Using your fingertips to mould the metallic strip over the nose bridge, and the respirator should fit snugly over the face
- Perform seal test (see below)
- Perform hand hygiene

### Fit test for respirator

- There are Qualitative Fit Test (QLFT) and Quantitative Fit Test (QNFT)
- Retest is needed under the following circumstances:
  - A significant change on facial contour affecting the respirator fit
  - A significant increase or decrease in weight (+/- 10%)
  - Change in facial structure or scarring due to dental work, cosmetic surgery or accidents
  - When no supply of appropriate model or size of respirator
  - Any other condition that may interfere with face-piece sealing

### Seal check for respirator

#### - Positive seal check

Place both hands completely over the respirator and exhale sharply. If air leaks around respirator edges, adjust the straps back along the sides of your head. Perform seal check again if an adjustment is made

#### - Negative seal check

Place both hands completely over the respirator. Inhale sharply and the respirator will collapse slightly. If inward leakage of air is detected, the seal of the respirator its considered unsatisfactory. Reposition it by adjusting the straps. If you cannot achieve a proper seal, do not enter the contaminated area

## D. Should we re-use face masks?

In general we do not recommend patients to re-use face masks (except the reusable part in P100 series).

### References and useful links:

1. CDC <https://www.cdc.gov/niosh/nppt/pdfs/UnderstandDifferenceInfographic-508.pdf>
2. <http://www.cidrap.umn.edu/news-perspective/2020/02/unmasked-experts-explain-necessary-respiratory-protection-covid-19>
3. NTEC Staff Forum on Novel Coronavirus Infection 11 Feb 2020
4. WHO <https://www.who.int/emergencies/diseases/novel-coronavirus-2019/advice-for-public/when-and-how-to-use-masks>
5. FDA Masks and N95 respirators <https://www.fda.gov/medical-devices/personal-protective-equipment-infection-control/masks-and-n95-respirators>
6. CDC Respirator Fact Sheet <https://www.cdc.gov/niosh/nppt/topics/respirators/factsheets/respsars.html>
7. CHP <https://www.chp.gov.hk/en/healthtopics/content/460/19731.html>
8. Respirator <https://en.wikipedia.org/wiki/Respirator>
9. <https://www.youtube.com/watch?v=05wyH1-mLGk>
10. [https://www.youtube.com/watch?v=zoxpvDVo\\_NI](https://www.youtube.com/watch?v=zoxpvDVo_NI)
11. <https://www.fda.gov.tw/tc/includes/GetFile.ashx?id=f636973161683844034>

Compiled by Dr. Christina Cheuk

## Maintenance of Household Hygiene – What is the latest evidence, and how may we advise our patients?

Dr. John-Hugh Tam, Specialist in Family Medicine

In view of the concurrent severe acute respiratory syndrome coronavirus 2 (SARS-CoV-2) / coronavirus disease 2019 (COVID-19) pandemic and the knowledge of the disease being spreadable through droplets and contact transmissions, members of the public have generally been more aware on the maintenance of personal / environmental hygiene to avoid the spread of the disease, as evidenced by the popular observations of cleaning agents being out of stocks in shops and supermarkets around us. As family physicians, how may we advise our patients about home hygiene in view of the ongoing pandemic? I have tried to look up on evidence & advice around the world and made up a summary as below:



Almost empty shelves at our nearby supermarkets hinting the immense crave for cleansing and sterilization products from the public. (Photo taken in mid-February in a supermarket in Hong Kong)

A recent review article published on 6<sup>th</sup> February, 2020 from Journal of Hospital Infection<sup>1</sup> shows that human coronaviruses such as Severe Acute Respiratory Syndrome coronavirus (SARS-CoV), Middle East Respiratory Syndrome coronavirus (MERS-CoV) or endemic human coronaviruses (HCoV) can persist and inanimate surfaces like metal, glass or plastic for up to 9 days, but can be efficiently inactivated by surface disinfection procedures with **62-71% ethanol, 0.5% hydrogen peroxide or 0.1% sodium hypochlorite within 1 minute**. Despite the lack of further data available to discuss the SARS-CoV-2 virus in particular, the information still helps us to appreciate and have an idea on how it may behave in the environment around us.

The above paper had also discussed other biocidal agents that can inactivate various coronaviruses, for example glutardialdehyde (0.5-2.5%), formaldehyde (0.7-1%) and povidone iodine (0.23-7.5%), but they may not appear to be the appropriate household chemicals due to chemical safety issues associated.

### Advice on Household Cleansing from Various Health Authorities

#### 1) Commercial options available

With reference to the currently available literature, The National Environmental Agency of Singapore had launched an interim list of household products and active ingredients for disinfection of COVID-19<sup>2</sup> to the public. As extracted from the guideline, it had suggested under the stated working concentrations, sodium hypochlorite (0.05-0.5%), 70% ethyl alcohol, accelerated hydrogen peroxide (0.5%) and various other active chemical ingredients would be effective against coronaviruses, whilst the page had also suggested some currently available commercial products in the market that the public can choose for daily use. For those interested, you may take a further look on the links here - <https://bit.ly/2wwNYlu> or <https://tinyurl.com/covid2020>.

Whereas for those who are interested to read up about similar local scientific analysis and **suggestions on commercially available brands of bleach solutions in the local market in Hong Kong**, the Choice Magazine (選擇月刊)<sup>3</sup>, published by The Consumer Council of Hong Kong had also run some similar tests. You may read up about them from their official links below:




- 🌐 漂白水必讀十招：<http://bit.ly/bleach-usage>
- 🌐 漂白水測試報告：<http://bit.ly/bleach-report>

#### 2) Suggestion on Cleaning


For general household “preventive” cleaning, the World Health Organization (WHO)<sup>4</sup> had suggested “to ensure that environmental cleaning and disinfection procedures are followed consistently and correctly. Thoroughly cleaning environmental surfaces with water and detergent and applying commonly used hospital-

level disinfectants (such as sodium hypochlorite) are effective and sufficient procedures". Whilst the Department of Health<sup>5</sup> would usually suggest the public the use of 1:99 diluted household bleach solution (mixing 1 part of 5.25% bleach with 99 parts of water) for general household cleaning and disinfection.

Whilst for environmental cleaning and disinfection of premises with prior exposure to confirmed cases of the COVID-19, I have found the following links being useful:

 *Advice from The Centers for Disease Control and Prevention (CDC)*

[https://www.cdc.gov/coronavirus/2019-ncov/hcp/guidance-prevent-spread.html?CDC\\_AA\\_refVal=https%3A%2F%2Fwww.cdc.gov%2Fcoronavirus%2F2019-ncov%2Fguidance-prevent-spread.html](https://www.cdc.gov/coronavirus/2019-ncov/hcp/guidance-prevent-spread.html?CDC_AA_refVal=https%3A%2F%2Fwww.cdc.gov%2Fcoronavirus%2F2019-ncov%2Fguidance-prevent-spread.html)

 *Guidelines from National Environmental Agency, Singapore*

<https://www.nea.gov.sg/our-services/public-cleanliness/environmental-cleaning-guidelines/guidelines/interim-guidelines-for-environmental-cleaning-and-disinfection-of-premises-with-transient-exposure-to-confirmed-cases-of-the-novel-coronavirus>

Some useful points as extracted from the Singapore Guideline<sup>6</sup> which I think is also useful and practical when our patients ask for cleaning advice:

**Items to Prepare for Cleaning of Premises:**

Prepare these items before you start to clean the premises:

1. Disposable gloves
2. An appropriate disinfectant with indication of effectiveness against coronavirus, or bleach solution.
3. A change of clothes
4. Plastic/Trash bags
5. Water
6. Disposable cloths or rags
7. Pail
8. Mop



**Cleaning Instructions:**

1. Before you start cleaning, put on a pair of gloves. Avoid touching your face, mouth, nose and eyes during clean-up. There is no need to wear a mask if you are well.
2. Prepare the disinfectant or bleach solution (mixing 1 part of 5.25% bleach with 49 parts of water).
3. Keep the windows open for ventilation.
4. Mop the floor with the prepared disinfectant or bleach solution, starting from one end of the premises to another.
5. Soak cloths with the prepared disinfectant or bleach solution and use them to wipe all frequently touched areas (also referred to as the "high-touch surfaces" from the CDC guidelines, e.g. lift buttons, handles, doorknobs, armrests, seatbacks, tables, air/light controls, keyboards, switches, blinds, windows, walls, etc.).
6. Avoid using a spray pack to apply disinfectant on potentially highly contaminated areas (such as toilet bowl or surrounding surfaces) as it may create splashes which can further spread the virus.
7. Clean toilets with a separate set of cleaning equipment (disposable cleaning cloths, mops, etc.) using disinfectant or bleach solution.
  - A. Clean all accessible surfaces (sinks, taps, soap dispensers, toilet roll dispensers, walls, cubicle doors, cubicle locks, handles, flush buttons, etc.).
  - B. Clean urinals and toilet bowls with a brush and use a separate cloth for seat covers. Brush and cloths used for these should not be used for other surfaces.
  - C. After disinfection, clean the floor with disinfectant from the exit inwards.
8. Remove cushion covers and other fabrics for washing. Use a washing machine and detergent to wash.
9. Repeat cleaning the floor with the prepared disinfectant or bleach solution, starting from one end of the premises to another. Avoid going from an area that has not been cleaned to an area that has been cleaned, to avoid dirtying the cleaned area.
10. Throw away all cloths and rags used, as well as other waste from the clean-up, into double-lined plastic/trash bags.
11. Remove gloves, wash your hands with soap and water.
12. Throw gloves into double-lined plastic/trash bags.
13. All waste generated from the clean-up (gloves, cloths, etc.) should be segregated from other waste (e.g. food waste), and disposed of as regular waste as soon as possible.
14. Shower or wash up and change your clothes immediately after the clean-up.
15. Air and ventilate the premises.

There are also some additional key advices as extracted from the CDC guideline for close contacts:

- 🌐 **Make sure that shared spaces in the home have good air flow**
- 🌐 Wear a disposable facemask and gloves when you touch or have contact with the patient's blood, stool, or body fluids, such as saliva, sputum, nasal mucus, vomit, urine.
  - Immediately remove and wash clothes or bedding that have blood, stool, or body fluids on them.
  - While handling soiled items, keep soiled items away from your body. Clean your hands (with soap and water or an alcohol-based hand sanitizer) immediately after removing your gloves.
- 🌐 Avoid sharing household items with the patient, such as dishes, drinking glasses, cups, eating utensils, towels, bedding, or other items. After the patient uses these items, they should be washed thoroughly.

### Other advice that you should also consider discussing with your patients

There are also some additional key advices as extracted from the CDC guideline for close contacts:

- 🌐 Recent local studies<sup>7</sup> had suggested that unlidged toilet flushing may lead to generation of bio-aerosols, leading to potential spread of pathogens through droplets, suggesting the importance for toilet flushing with lid coverage
- 🌐 Advice on regularly filling up of "U-Traps" at homes to prevent spread of diseases and regular maintenance of pipes at home to prevent spread of pathogens from faulty pipelines. Please also visit the following poster link from Centre for Health Protection for further details:  
[https://www.chp.gov.hk/files/pdf/utrapp\\_en.pdf](https://www.chp.gov.hk/files/pdf/utrapp_en.pdf)

🌐 Once again, it is **always important to discuss about hand hygiene**. As supplement to the patient education materials shared in the Feature Article in FP Links in February 2020, here are 2 more video links that you may show to your patients (the cartoon is highly recommended for the younger ones attending us, with a very catchy & cheerful song they can follow to).

- Videographic information from CHP - <https://www.youtube.com/watch?v=qptjb71PazA>
- 「不得了喇！」向小朋友解釋戴口罩和洗手 featuring the local cartoon characters McDull & his friends - <https://youtu.be/-14E6HBbr1w>

### Reference:

1. Kampf G., Todt D. et. al., "Persistence of coronaviruses on inanimate surfaces and its inactivation with biocidal agents" Journal of Hospital Infection. DOI: <https://doi.org/10.1016/j.jhin.2020.01.022>
2. National Environmental Agency of Singapore. "Interim List of Household Products and Active Ingredients for Disinfection of COVID-19" Revised on 15 February 2020. <https://www.nea.gov.sg/our-services/public-cleanliness/environmental-cleaning-guidelines/guidelines/interim-list-of-household-products-and-active-ingredients-for-disinfection-of-novel-coronavirus>
3. Information from The Consumer Council of Hong Kong - <https://www.consumer.org.hk/>
4. WHO. Infection prevention and control during health care when novel coronavirus (nCoV) infection is suspected. Interim guidance. 25 January 2020. WHO 2020.
5. Centre for Health Protection, Infection Control Branch. "The Use of Bleach". Document updated on December 2018. Available at [https://www.chp.gov.hk/files/pdf/the\\_use\\_of\\_bleach.pdf](https://www.chp.gov.hk/files/pdf/the_use_of_bleach.pdf)
6. National Environmental Agency of Singapore. "Interim Guidelines for Environmental Cleaning and Disinfection of Premises With Transient Exposure to Confirmed Cases(s) of the COVID-19" Released on 12 February 2020. Available on <http://https://www.nea.gov.sg/our-services/public-cleanliness/environmental-cleaning-guidelines/guidelines/interim-guidelines-for-environmental-cleaning-and-disinfection-of-premises-with-transient-exposure-to-confirmed-cases-of-the-novel-coronavirus>
7. City University of Hong Kong. "Research News: Toilet Flushing can potentially spread bacteria via aerosol droplets" 14 Feb 2020. Available online at <https://www.cityu.edu.hk/media/news/2020/02/14/toilet-flushing-can-potentially-spread-bacteria-aerosol-droplets>

## Specialty Board News

ONLINE

## Preparatory Workshop for 2021 and 2022 Exit Examination

The Specialty Board is pleased to announce the Preparatory Workshop for Exit Examination of Vocational Training in Family Medicine. This workshop intends to give participants an insight to all segments of the Exit Examination.

**College members planning to sit for 2021 and 2022 Exit Examination are strongly encouraged to attend.**

Date : 2 April 2020 (Thursday)

Time : 7:00 – 9:00p.m.

Panelists : Dr Wendy Tsui (Chairlady, Specialty Board)  
 Dr. Kwong Siu Kei, Alfred (Coordinator, Clinical Audit Segment)  
 Dr. Luk Kam Hung (Coordinator, Practice Assessment Segment)  
 Dr. Wang Hua Li, Jenny (Coordinator, Consultation Skill Assessment Segment)  
 Prof. Wong Chi Sang, Martin (Coordinator, Research Segment)

To reduce the risk of spreading the infection in the community, please note the Preparatory Workshop will be conducted **ONLINE** and **pre-registration is required**. Please scan the QR code and enter the required information for registration.



Should you have any question, please contact the corresponding staff, Alky or John at 2871 8899.

Yours Sincerely,

Dr. Wendy Tsui,  
 Chairlady, Specialty Board

## Hong Kong Primary Care Conference 2020 Chairman Message

On behalf of the Hong Kong College of Family Physicians and Hong Kong Primary Care Conference 2020 Organizing Committee, it is with immense pleasure that I invite you all to our 10th annual hallmark conference, to be held on 12-13 September 2020 at the Hong Kong Academy of Medicine Jockey Club Building, Aberdeen, Hong Kong.

In the blink of an eye, this annual event has flourished throughout a decade of scientific exchanges, professional networking and academic excellence. It continues to evolve and grow with more exciting changes coming soon.

This year's theme, "2020 Vision: Health for All" envisions our unflinching efforts in aspiring to provide the ideal healthcare for everyone. With formidable challenges ahead, we, as family physicians and healthcare providers, should also keep ourselves healthy in order to help our patients and community stay healthy. We will continue to cultivate the scientific and human contributions we can make to shape a future that embraces progress, while keeping our core values that empower us to attain our ultimate goal of health for all.

I welcome you all to yet another inspiring and rewarding experience with this forthcoming conference. I would also like to take this opportunity to invite our members to join the Full Research Paper, Free Paper and Clinical Case Presentation Competition which is now open for submission!

Sincerely yours,

Dr. Lorna Ng  
 Chairlady, Organizing Committee  
 Hong Kong Primary Care Conference 2020





Hong Kong  
Primary Care  
Conference

The Hong Kong College  
of Family Physicians

# Hong Kong Primary Care Conference 2020 “2020 Vision: Health for All”

12 -13 September 2020 (Saturday – Sunday)

Hong Kong Academy of Medicine Jockey Club Building, 99 Wong Chuk Hang Road, Aberdeen, Hong Kong

## Full Research Paper Competition

We cordially invite your participation in the **Full Research Paper Competition** of the HKPCC 2020. The Competition is a long-standing tradition of the College's Annual Conference to promote and recognize well-designed and innovative research which bears potential impact on clinical practice or development of primary care. This year, we will have TWO Awards:

### AWARDS

**Best Research Paper Award**

**Best Trainee Research Paper Award**

The HKPCC 2020 Organizing Committee will invite renowned scholars as judges to review the participating papers.

Each awardee will be presented a **Certificate of Award** at the opening ceremony of the HKPCC 2020.

### ELIGIBILITY AND AUTHOR GUIDELINES

To be eligible for participation in the Full Research Paper Competition, **the first author of the paper must meet ALL of the following conditions:**

- (1) The author must be a member of the HKCFP and register at the Conference;
- (2) The author completes the majority of the research and writing for the paper;
- (3) The author has not used the paper to apply for other awards.

The participating paper should be a full-length article. It should include a structured abstract of no more than 250 words. The text should contain 2,000 - 3,000 words, organized as **INTRODUCTION, METHODOLOGY, RESULTS and DISCUSSION**. It should consist of no more than 5 illustrations (tables/figures). Only electronic versions will be accepted. The full paper should be typed in 12 point size in Microsoft Word format.

For **Best Trainee Research Paper Award**, additional eligibility applies:

- (1) The first author must be a trainee of HKCFP or within 3 years of completion of vocational training;
- (2) For higher trainees who are submitting their Exit Examination research project for this Competition, they must have submitted their project to the Specialty Board and have passed the research segment of the Exit Examination.

### AWARD SELECTION CRITERION

Each paper will be evaluated against the following criteria:

- (1) Academic rigor of the paper (e.g. originality, methodology, organization and presentation).
- (2) Relevance and impact to primary care (e.g. importance of the topic and the impact of the findings on the practice or development of primary care).

### HOW TO SUBMIT

Please **download the Full Research Paper Submission Form from College's Website** <http://www.hkcfp.org.hk>.

**By Email** – Attach the full research paper with the completed “Full Research Paper Submission Form” and send to [hkpcc@hkcfp.org.hk](mailto:hkpcc@hkcfp.org.hk). *All entries will be acknowledged on receipt.*

**Online Submission** – Please go to <https://goo.gl/forms/A0fnrtAQU4woUycu1> to complete the submission form and send your full research paper to [hkpcc@hkcfp.org.hk](mailto:hkpcc@hkcfp.org.hk).

For enquiries, *please do not hesitate to contact our Conference secretariat, Ms. Suki Lung or Ms. Crystal Yung, at 2871 8899 or by email [hkpcc@hkcfp.org.hk](mailto:hkpcc@hkcfp.org.hk).*

### SUBMISSION DEADLINE

14 May 2020 (Thursday)

*“We look forward to receiving your research articles!”*





# Hong Kong Primary Care Conference 2020

## “2020 Vision: Health for All”

12 -13 September 2020 (Saturday – Sunday)

Hong Kong Academy of Medicine Jockey Club Building, 99 Wong Chuk Hang Road, Aberdeen, Hong Kong

## Free Paper Competition

Apart from the Full Paper Competition, we also have the **Free Paper Competition** which sees many pioneering research ideas, pilot studies and thought provoking case studies, commentaries and stimulating discussions. The Free Paper Competition is one of the highlights of the HKPCC and can be in the form of **ORAL** presentation or **POSTER** presentation. We look forward to your active participation in the Free Paper Competition.

### AWARDS

**Best Oral Presentation Award.**

**Best Poster Presentation Award.**

Both the winners will receive a **Certificate of Award**.

### Author Guidelines

- The presentation of the free paper can be in the form of **ORAL** presentation or **POSTER** presentation. (The details of oral or poster presentation will be announced later.)
- Electronic version is preferred for abstracts. Abstract should be typed in 12-point size in Microsoft Word format. Handwritten abstracts will NOT be accepted.
- The abstract must not exceed 300 words, and should be organized as follows: **TITLE, AUTHOR(S), INTRODUCTION, METHOD, RESULTS and CONCLUSION**. Commentaries and discussion papers need not follow the above format apart from the TITLE and AUTHOR(S).
- Authors' full names and affiliations must be specified. Surnames should be printed in bold.
- All abstracts must be submitted in English. All accepted abstracts must be presented in English.

### ELIGIBILITY REQUIREMENTS

To be eligible for participation in the free paper presentation, **the first author of the paper must meet ALL of the following conditions:**

- (1) The author must register at the Conference.
- (2) The author completes the majority of the research and writing for the paper.
- (3) The author has not used the paper to apply for other awards.
- (4) Only **ONE** designated presenter can present the accepted abstract. Co-authors are welcome to register and attend the session of the Conference.

The Organizing Committee will have the right of final decision on the acceptance of an abstract.

### AWARD SELECTION CRITERIA

For the **Best Oral Presentation Award**, each oral presentation will be evaluated against the following criteria:

- (1) Quality and thoroughness of research methods used to generate findings;
- (2) Quality of visual presentation if applied;
- (3) Relevance, innovation and impact to primary care.

For the **Best Poster Presentation Award**, each poster will be evaluated against the following criteria:

- (1) Quality of visual presentation (poster layout);
- (2) Quality and thoroughness of research methods used to generate findings;
- (3) Relevance, innovation and impact to primary care.

### HOW TO SUBMIT

Please **download the Abstract Submission Form from College's Website** <http://www.hkcfp.org.hk>.

**By Email** – Attach the abstract with the completed “Abstract Submission Form” and send to [hkpcc@hkcfp.org.hk](mailto:hkpcc@hkcfp.org.hk). *All entries will be acknowledged on receipt.*

**Online Submission** – Please go to <https://goo.gl/forms/5BqR1SvZ2VhwAXZw2> to complete the submission form and submit your abstract.

For enquiry, please do not hesitate to contact our Conference secretariat, Ms. Suki Lung or Ms. Crystal Yung, at 2871 8899 or by email [hkpcc@hkcfp.org.hk](mailto:hkpcc@hkcfp.org.hk).

### SUBMISSION DEADLINE

14 May 2020 (Thursday)



# Hong Kong Primary Care Conference 2020 “2020 Vision: Health for All”

12 -13 September 2020 (Saturday – Sunday)

Hong Kong Academy of Medicine Jockey Club Building, 99 Wong Chuk Hang Road, Aberdeen, Hong Kong

## Clinical Case Presentation Competition

Following the success of the Clinical Case Presentation Competition in past HKPCCs since 2012, the Organizing Committee of the upcoming HKPCC 2020 is honored to organize the competition again this year!

The Presentation can be in the form of individual or group presentation with up to 5 people per group. The details of the competition are listed as below. We look forward to your active participation in the Clinical Case Presentation Competition.

### COMPETITION OUTLINE

- (1) Target participants: Doctors, nurses, physiotherapists, clinical psychologists, occupational therapists, dieticians, podiatrists and any other allied health professionals.
- (2) Presentation materials: Any kind of clinical cases relevant to primary care.
- (3) Presentation format: In the form of individual presentation, role-play, drama or any other possible format for 15 minutes. Either individual or group presentation with up to 5 people per group is acceptable.
- (4) The Organizing Committee has the right of final decision on acceptance of the cases for the presentation.

### AWARDS

The Best Presentation Award winner will receive a **Certificate of Award**.

### ELIGIBILITY REQUIREMENTS

To be eligible for participation in the Clinical Case Presentation Competition, the presenter must meet ALL the following conditions:

- (1) The presenter must register at the Conference.
- (2) The presentation should be the original work of the participants.
- (3) The candidates should have submitted their presentation proposals prior to the Conference.

### AWARD SELECTION CRITERIA

Each presentation proposal should state the theme, outline of presentation, format (e.g. role-play, drama, video), language and rundown. Each presentation will be evaluated against the following criteria -

- (1) Quality of presentation.
- (2) Content of presentation: Relevance and impact to primary care, presentation skills and time management, enhancement to patient care in daily practice and useful take home message.

### HOW TO SUBMIT

- **The entry form can be downloaded from our Conference Website:** <http://www.hkcfp.org.hk>.
- **By Email** – Attach the completed entry form and the presentation proposal and send to "[hkpc@hkcfp.org.hk](mailto:hkpc@hkcfp.org.hk)" All entries will be acknowledged on receipt.
- **Online Submission** - Please go to <https://goo.gl/forms/oGA7lRzL6sFygPan2> to complete the entry form and submit your presentation proposal.
- The presentation material should be submitted prior to the Conference secretariat **on or before 27 August 2020 (Thursday)**.
- If you have any questions concerning the "Clinical Case Presentation", please contact our Conference secretariat, Ms. Suki Lung or Ms. Crystal Yung, at 2871 8899 or by email [hkpc@hkcfp.org.hk](mailto:hkpc@hkcfp.org.hk).

### ENTRY FORM, PRESENTATION PROPOSAL SUBMISSION DEADLINE

14 May 2020 (Thursday)

### PRESENTATION MATERIAL SUBMISSION DEADLINE

27 August 2020 (Thursday)



# Hong Kong Primary Care Conference 2020

## “2020 Vision: Health for All”

**12 -13 September 2020 (Saturday – Sunday)**

Hong Kong Academy of Medicine Jockey Club Building, 99 Wong Chuk Hang Road, Aberdeen, Hong Kong

### Scientific Programme at-a-glance

DATE TIME	12 September 2020 (Saturday)		
14:00 - 15:00	Registration and Welcome Drinks		
15:00 - 15:30	Opening Ceremony		
15:30 - 16:15	Plenary I		
16:15 - 17:00	Plenary II		
17:00 - 17:20	Coffee Break and Poster Presentation - Part 1		
17:20 - 18:35	Discussion Forum	Free Paper - Oral Presentation	Workshop 1 Exercise Prescription for Sleep Disorder Breathing
18:45 - 21:00	Dinner Symposium		

DATE TIME	13 September 2020 (Sunday)			
08:15 - 09:00	Registration			
09:00 - 10:15	Workshop 2 Pain Management When East Meets West	Seminar A Care for Ethnic Minority Patients in Primary Care	Clinical Case Presentation Competition	
10:15 - 10:35	Coffee Break and Poster Presentation - Part 2			
10:35 - 11:50	Workshop 3 Art Therapy for Yourself and Your Patient	Seminar B Advanced Technology in Primary Care	Seminar C Clinical Update on Gynaecological Disease Management in Primary Care	Seminar D Clinical Update on LUTS and Prostate Cancer
11:50 - 12:35	Plenary III			
12:40 - 14:00	Lunch Symposium			

#### Disclaimer

Whilst every attempt will be made to ensure all aspects of the conference mentioned will take place as scheduled, the Organizing Committee reserves the right to make changes to the programme without notice as and when deemed necessary prior to the Conference.

*(Supported by HKCFP Foundation Fund)*

## ASSESSMENT ENHANCEMENT COURSE (AEC) FOR FAMILY PHYSICIANS 2020

- Organizer** : Assessment Enhancement Sub-committee, Board of Education, HKCFP
- Tutors** : Family Medicine Specialists, Fellows of HKCFP and RACGP
- Supervisor** : **Dr. Chan Chi Wai**
- Co-ordinator** : **Dr. Lai Sheung Siu**
- Objectives** :
1. To improve clinical knowledge, problem solving and consultation skills through different workshops
  2. To improve physical examination technique and clinic procedural skills through hands-on experience
  3. To provide opportunity for inter-professional communication and social network expansion through self-help groups
  4. To improve time management through simulated examination
- Venue** : Duke of Windsor Social Service Building and HKAM Jockey Club Building
- Date** : 6 months' course starting from April 2020
- Course Structure** : The course will consist of 4 main components:
1. Seminars
  2. Workshops
  3. Self-help Group Support
  4. Mock Exam
- Seminars and Workshops will be arranged on Saturday afternoons (2:30 p.m. to 5:30 p.m.)
- Accreditation** : Up to 15 CME points (Category 4.4) & 5 CPD points (Category 3.15) for the whole course
- Course Fee** :
- Members : HK\$3,400 (Whole course)  
 HK\$950 (Spot admission for each seminar or workshop only)
- All cheques payable to **"HKCFP Education Ltd"**  
 All Fees received are non-refundable and non-transferable.
- Capacity** : 50 doctors maximum
- Enrolment** : Enrolment is now open. Registration form is available at College website:  
[http://www.hkcfp.org.hk/pages\\_9\\_463.html](http://www.hkcfp.org.hk/pages_9_463.html)
- Please return the completed application and the cheque to the Secretariat for processing. Please contact the Secretariat, Ms. Teresa Liu or Ms. Windy Lau by email to [education@hkcfp.org.hk](mailto:education@hkcfp.org.hk) or call 2871 8899 for details. Successful applications will be informed by email later.
- Disclaimer** : All cases and answers are suggested by our tutors only. They are not standard answers for examination.
- Remarks** : **Post-AEC training course (optional)** will be organized for category 2 candidates who have enrolled in AEC if there is sufficient enrolment.

### Assessment Enhancement Course 2020 Timetable for Workshop

Date	Topics	Venue
18 April 2020 (Sat) 2:30 – 5:30 p.m.	Introduction	Duke of Windsor Social Service Building, Wanchai
16 May 2020 (Sat) 2:30 – 5:30 p.m.	Approach to Physical Complaints	Duke of Windsor Social Service Building, Wanchai
20 June 2020 (Sat) 2:30 – 5:30 p.m.	Proper Physical Examination & Common Clinic Procedures	Duke of Windsor Social Service Building, Wanchai
18 July 2020 (Sat) 2:30 – 5:30 p.m.	Viva Practice: Enhance Interprofessional Communication	Duke of Windsor Social Service Building, Wanchai
15 August 2020 (Sat) 2:30 – 5:30 p.m.	Problem Solving Skills	Duke of Windsor Social Service Building, Wanchai
3 October 2020 (Sat) 2:30 – 6:00 p.m.	Mock Exam	HKAM Jockey Club Building, 99 Wong Chuk Hang Road

- Activities are supported by HKCFP Foundation Fund.
- Please wear a surgical mask if you have respiratory tract infection and confirm that you are afebrile before coming to the meeting.
- Please wear an appropriate dress code to the hotel for the Scientific Meeting.
- Private video recording is not allowed. Members, who wish to review the lecture, please contact our Secretariat.

## Online Seminar Series

Due to the recent development of the novel coronavirus outbreak, most of the CME activities have been cancelled or postponed due to public health concerns. We have been exploring the alternative means of conducting CME activities with the Web & Computer Committee, and the Board of Education is pleased to let you know that there would be a series of online seminars to be conducted via the GoToWebinar platform in the coming months with the details below:

Dates	Time	Topics	Speakers
31 Mar 2020 (Tue)	2:00 – 3:00pm Lecture and discussion	Common Paediatric Orthopaedic Problems	<b>Dr. Liu King Lok</b> <i>Specialist in Orthopaedic Surgery</i>
2 Apr 2020 (Thu)		Ophthalmology Made Easy	<b>Dr. Leung Yu Lung, Dexter</b> <i>Specialist in Ophthalmology</i>
7 Apr 2020 (Tue)		Update on Use of Medical Imaging for Screening Diseases	<b>Dr. Chan Tao</b> <i>Specialist in Radiology</i>
15 Apr 2020 (Wed)		Essential Update on Lymphoma	<b>Prof. Leung Yu Hung</b> <i>Specialist in Haematology &amp; Haematological Oncology</i>
23 Apr 2020 (Thu)		Neurosurgical Intervention for Common non-neurological Conditions	<b>Dr. Wong Hoi Tung</b> <i>Specialist in Neurosurgery</i>

**Admission Fee** : Member Free  
Non-member HK\$ 100.00 for each session  
For non-members, please contact the secretariat for registration details. All fees received are non-refundable nor transferable.

**Accreditation** : 1 CME Point HKCFP (Cat. 4.3)  
1 CME Point MCHK (pending)

**Language** : Lecture will be conducted in English.

**Registration Method** : Please register via the registration link to be sent by email later or scan the QR codes below. For enquiry about registration, please contact Ms. Katie Lam by email to [education@hkcfp.org.hk](mailto:education@hkcfp.org.hk) or by call 2871 8899. Thank you.

31 Mar 2020 (Tue)	2 Apr 2020 (Thu)	7 Apr 2020 (Tue)	15 Apr 2020 (Wed)	23 Apr 2020 (Thu)

- Notes** :
1. In case of over-subscription, the organiser reserves the right of final decision to accept registration.
  2. A link to join the webinar would be sent to your email upon successful registration. The link to join the webinar **SHOULD NOT** be shared with others as it is unique to each individual who has completed prior enrolment procedures. If additional attendee(s) is/are found using the same unique link to join the webinar with you, all attendees joining the lecture via your unique link would be dismissed.
  3. CME point(s) would only be given to those on the pre-registration list and attended the lecture.
  4. Members who have attended less than 3/4 of the length of the webinar may not be able to receive CME. Final decision would be subject to the approval of the related Board / Committee.
  5. Please be reminded to check the system requirements beforehand to avoid any connection issues.

## Monthly Video Viewing Session

Please note the video session would be conducted **online** and pre-registration is required. Members who have registered would be given a link to access the video at the designated time stated below. Thank you.

### March's session:

Date	27 March 2020 (Friday)
Time	2:30 p.m. - 3:30 p.m.
Topic	<b>"Dermatology Interest Group Case Presentation" by various trainees</b>
Admission	Free for Members
Accreditation	1 CME point HKCFP (Cat. 4.2) 1 CME point MCHK Up to 2 CPD points (Subject to submission of satisfactory report of Professional Development Log)
Language	Lecture will be conducted in English.

Register Online

### April's session:

Date	24 April 2020 (Friday)
Time	2:30 p.m. - 3:30 p.m.
Topic	<b>"Chronic Cough in Adult: Diagnosis, Management and Preventive Care" by Dr. Maria Leung</b>
Admission	Free for Members
Accreditation	1 CME point HKCFP (Cat. 4.2) 1 CME point MCHK Up to 2 CPD points (Subject to submission of satisfactory report of Professional Development Log)
Language	Lecture will be conducted in Cantonese.

Register Online

## Community Education Programme

Open and free to all members  
HKCFP CME points accreditation (Cat 5.2)

Date/Time/CME	Venue	Topic/Speaker/Co-organizer	Registration
---------------	-------	----------------------------	--------------

## Structured Education Programmes

Free to members  
HKCFP 2 CME points accreditation (Cat 4.3)

Date/Time/CME	Venue	Topic/Speaker(s)	Registration
---------------	-------	------------------	--------------

### 1 Apr 2020 (Wed)

2:00 – 5:00 p.m.	Conference Room 3, G/F, Block M, Queen Elizabeth Hospital	<b>Management of an infertile couple</b> Dr. Chan Kam Sheung & Dr. Noh Young Ah	Ms. Emily Lau Tel: 3506 8610
2:30 – 5:00 p.m.	SB1034, 1/F, Special Block, Tuen Mun Hospital	<b>Medical Insurance</b> Dr. Tong Wing Sze	Ms. Eliza Chan Tel: 2468 6813
2:30 – 5:30 p.m.	Auditorium, G/F, Hospital Main Block, Tseung Kwan O Hospital	<b>Approach to management of thyroid diseases</b> Dr. Hui Yuk Ting Candy & Dr. Chen Tsz Ting	Ms. Phoebe Wong Tel: 3949 3079
5:00 – 7:00 p.m.	Lecture Theatre, 5/F, Tsan Yuk Hospital	<b>Updates in adult immunisation/vaccination</b> Dr. Natasha Liu	Ms. Cherry Wong Tel: 2589 2337
5:30 – 7:30 p.m.	Seminar Room, 3/F, Li Ka Shing Specialist Clinic, Prince of Wales Hospital	<b>How to conduct research</b> Dr. Li Wing Hei Sunny & Dr. Wong Hiu Yeung	Mr. Alex Kwok Tel: 5569 6405

### 2 Apr 2020 (Thu)

4:30 – 6:00 p.m.	SB1034, 1/F, Special Block, Tuen Mun Hospital	<b>Development of Family Physician with Special Interests</b> Dr. Chang Ting Ting & Dr. Kum Chung Hang	Ms. Eliza Chan Tel: 2468 6813
------------------	-----------------------------------------------	-----------------------------------------------------------------------------------------------------------	----------------------------------

### 8 Apr 2020 (Wed)

2:00 – 5:00 p.m.	Seminar room, G/F, Block A, Queen Elizabeth Hospital	<b>Common Psychogeriatric problems</b> Dr. Siu Wing Yee & Dr. Chau Kei Wai	Ms. Emily Lau Tel: 3506 8610
2:30 – 5:00 p.m.	SB1034, 1/F, Special Block, Tuen Mun Hospital	<b>Clinical Approach to the Patient's Complaint: Chest Pain and Palpitation with Cases Illustration</b> Dr. Chung Chak Hang	Ms. Eliza Chan Tel: 2468 6813
2:30 – 5:30 p.m.	Auditorium, G/F, Hospital Main Block, Tseung Kwan O Hospital	<b>Men's health and erectile dysfunction</b> Dr. Chan Ki Fung Dickson & Dr. Li Wing Chi Gigi	Ms. Phoebe Wong Tel: 3949 3079
5:00 – 7:00 p.m.	Lecture Theatre, 5/F, Tsan Yuk Hospital	<b>Health care system in Hong Kong and voluntary health insurance scheme</b> Dr. Chelsia Kwan	Ms. Cherry Wong Tel: 2589 2337
5:30 – 7:30 p.m.	Seminar Room, 3/F, Li Ka Shing Specialist Clinic, Prince of Wales Hospital	<b>New Technology: telemedicine, artificial intelligence and use of big data</b> Dr. Wong Chun Kit Arthur & Dr. Fung Yat Wang Andrew	Mr. Alex Kwok Tel: 5569 6405

## 9 Apr 2020 (Thu)

4:30 – 6:00 p.m.	SB1034, 1/F, Special Block, Tuen Mun Hospital	<b>Approach to Common Minor Ailments: Eye Grittiness, Dry mouth, Scalp Itchiness</b> Dr. Chan Yuen Ching & Dr. Lee Kar Fai	Ms. Eliza Chan Tel: 2468 6813
------------------	-----------------------------------------------	-------------------------------------------------------------------------------------------------------------------------------	----------------------------------

## 15 Apr 2020 (Wed)

2:00 – 5:00 p.m.	Room 7, 8/F, Yau Ma Tei GOPC	<b>Emergency infectious disease</b> Dr. Chan Fung Yuen & Dr. Yu Kwun Nam	Ms. Emily Lau Tel: 3506 8610
2:30 – 5:00 p.m.	SB1034, 1/F, Special Block, Tuen Mun Hospital	<b>Informed Consent - Ethics and Legal Principles</b> Dr. Yap Jon-Alvan Tsun Hee	Ms. Eliza Chan Tel: 2468 6813
2:30 – 5:30 p.m.	Auditorium, G/F, Hospital Main Block, Tseung Kwan O Hospital	<b>Postgraduate study in FM &amp; General Practice</b> Dr. Yau Chi Yan Davy & Dr. Chuk Man Ting Karen	Ms. Phoebe Wong Tel: 3949 3079
5:00 – 7:00 p.m.	Lecture Theatre, 5/F, Tsan Yuk Hospital	<b>Video review: Consultation Skills @ LAP (for all to attend)</b> Dr. Sze Hon Ho	Ms. Cherry Wong Tel: 2589 2337
5:30 – 7:30 p.m.	Seminar Room, 3/F, Li Ka Shing Specialist Clinic, Prince of Wales Hospital	<b>Counselling on safe sex and contraception</b> Dr. Li Wing Hei Sunny & Dr. Li Kwok Ho Eric	Mr. Alex Kwok Tel: 5569 6405

## 16 Apr 2020 (Thu)

4:30 – 6:00 p.m.	SB1034, 1/F, Special Block, Tuen Mun Hospital	<b>Ethical Debates about Placebo in Primary Care Practice</b> Dr. Tsang Yee Wing & Dr. Lee Hoi Ying	Ms. Eliza Chan Tel: 2468 6813
------------------	-----------------------------------------------	--------------------------------------------------------------------------------------------------------	----------------------------------

## 22 Apr 2020 (Wed)

2:00 – 5:00 p.m.	Seminar Room, G/F Block A, Queen Elizabeth Hospital	<b>Community resource: substance abuse (alcohol, smoking, drug etc)</b> Dr. Hui Alice Sau Wei & Dr. Lai Ka Ho	Ms. Emily Lau Tel: 3506 8610
2:30 – 5:00 p.m.	SB1034, 1/F, Special Block, Tuen Mun Hospital	<b>Family Medicine Principles and the Evidence</b> Dr. Sheng Wei Yang	Ms. Eliza Chan Tel: 2468 6813
2:30 – 5:30 p.m.	Auditorium, G/F, Hospital Main Block, Tseung Kwan O Hospital	<b>Infection control in General Practice</b> Dr. Wong Yu Man, Tracy & Dr. Ho Sze Ho	Ms. Phoebe Wong Tel: 3949 3079
5:30 – 7:30 p.m.	Seminar Room, 3/F, Li Ka Shing Specialist Clinic, Prince of Wales Hospital	<b>Primary Care System in different Countries: UK, Australia &amp; Singapore</b> Dr. Mak Ho Yin & Dr. Wong Hiu Yeung	Mr. Alex Kwok Tel: 5569 6405

## 23 Apr 2020 (Thu)

4:30 – 6:00 p.m.	SB1034, 1/F, Special Block, Tuen Mun Hospital	<b>Principle and Practice of LAP with Video Demonstration</b> Dr. Feng Longyin & Dr. Ho Shu Wan	Ms. Eliza Chan Tel: 2468 6813
------------------	-----------------------------------------------	----------------------------------------------------------------------------------------------------	----------------------------------

## 29 Apr 2020 (Thu)

2:00 – 5:00 p.m.	Conference Room 2, G/F, Block M, Queen Elizabeth Hospital	<b>Consultation Enhancement (Physical examination: Elbow and Video Consultation)</b> Dr. Tso Sau Lin & Dr. Yu Xiaoxia	Ms. Emily Lau Tel: 3506 8610
2:30 – 5:00 p.m.	SB1034, 1/F, Special Block, Tuen Mun Hospital	<b>Clinical Approach to Wound Management</b> Dr. Ko Pak Long	Ms. Eliza Chan Tel: 2468 6813
2:30 – 5:30 p.m.	Auditorium, G/F, Hospital Main Block, Tseung Kwan O Hospital	<b>Living will, advanced directive &amp; guardianship</b> Dr. Luk Sze Wan, Candy & Dr. Chow Wing Man Angela	Ms. Phoebe Wong Tel: 3949 3079
5:00 – 7:00 p.m.	Lecture Theatre, 5/F, Tsan Yuk Hospital	<b>Management of thyroid diseases in primary care &amp; Interesting osteoporosis cases sharing and important updates</b> Dr. Woo Yu Cho & Dr. Alan Lee	Ms. Cherry Wong Tel: 2589 2337
5:30 – 7:30 p.m.	Seminar Room, 3/F, Li Ka Shing Specialist Clinic, Prince of Wales Hospital	<b>Common Neurological Symptoms: dizziness, headache, weakness, gait disturbance</b> Dr. Choi Man Kit York & Dr. Ng Hok Wai Vincent	Mr. Alex Kwok Tel: 5569 6405

## Meeting Highlights

### ONLINE CME lecture on 22 February

The very first ONLINE CME lecture was successfully held on 22 February 2020 with more than 170 participants. Dr. Wong Tin Yau, a Specialist in Infectious Disease delivered a lecture on “Updates on The New Coronavirus Infection, COVID-19. What Primary Care Doctors Should Know?” and enthusiastic responses were noted during the Q&A session.



From left to right:  
Dr. Luk Man Hei, Matthew (Council Member), Dr. Lau Ho Lim (Vice President, General Affairs), Dr. Wong Tin Yau (Speaker) and Dr. Alvin Chan (Chairman, Board of Education)

# COLLEGE CALENDAR

Sunday	Monday	Tuesday	Wednesday	Thursday	Friday	Saturday
15 <b>Mar</b>	16	17	18 <b>2:00 – 7:30 p.m.</b> Structured Education Programme	19 <b>4:30 – 7:00 p.m.</b> Structured Education Programme	20	21 <b>2:30 – 5:30 p.m.</b> DFM Module III Seminar
22	23	24	25 <b>2:00 – 7:30 p.m.</b> Structured Education Programme	26 <b>4:30 – 7:00 p.m.</b> Structured Education Programme <b>8:30 p.m.</b> Council Meeting	27 <b>2:30 – 3:30 p.m.</b> Online Video Session	28 <b>2:30 – 5:30 p.m.</b> DFM Module III Seminar
29	30	31 <b>2:00 – 3:00 p.m.</b> Online CME	1 <b>Apr</b> <b>2:00 – 7:30 p.m.</b> Structured Education Programme	2 <b>2:00 – 3:00 p.m.</b> Online CME <b>4:30 – 7:00 p.m.</b> Structured Education Programme <b>7:00 – 9:00 p.m.</b> Exit Exam Preparatory Workshop (online)	3	4
5	6 <b>2:00 – 3:00 p.m.</b> Online CME	7 <b>2:00 – 3:00 p.m.</b> Online CME	8 <b>2:00 – 7:30 p.m.</b> Structured Education Programme	9 <b>4:30 – 7:00 p.m.</b> Structured Education Programme	10	11
12	13	14	15 <b>2:00 – 3:00 p.m.</b> Online CME <b>2:00 – 7:30 p.m.</b> Structured Education Programme	16 <b>4:30 – 7:00 p.m.</b> Structured Education Programme <b>8:30 p.m.</b> Council Meeting	17	18 <b>2:30 – 5:30 p.m.</b> Assessment Enhancement Course
19	20	21	22 <b>2:00 – 7:30 p.m.</b> Structured Education Programme	23 <b>2:00 – 3:00 p.m.</b> Online CME <b>4:30 – 7:00 p.m.</b> Structured Education Programme	24 <b>2:30 – 3:30 p.m.</b> Online Video Session	25
26	27	28	29	30	1 <b>May</b>	2

Red : Education Programmes by Board of Education  
Green : Community & Structured Education Programmes  
Purple : College Activities

## FP LINKS EDITORIAL BOARD 2020






Back row (from left to right): Dr. Sin Ming Chuen, Dr. Chan Man Li, Dr. David Cheng, Dr. Sze Hon Ho, Dr. Ho Ka Ming, Dr. Fok Peter Anthony, Dr. Yip Tsz Hung, Dr. Alfred Kwong and Dr. Alvin Chan  
2<sup>nd</sup> row (from left to right): Dr. Maria Leung, Dr. Heidi Fung, Dr. Cheuk Christina, Dr. Leung Lok Hang, Prof. Martin Wong and Dr. Tam John Hugh  
Front row (from left to right): Dr. Law Tung Chi, Dr. Tsui Hiu Fa, Dr. Judy Cheng, Dr. Catherine Ng, Dr. Wendy Tsui, Dr. Natalie Yuen, Dr. Anita Fan and Dr. Natalie Siu


Contact and Advertisement Enquiry  
Ms. Alky Yu Tel: 2871 8899 Fax: 2866 0616 E-mail: alkyu@hkcfp.org.hk  
The Hong Kong College of Family Physicians  
Room 803-4, 8<sup>th</sup> Floor, HKAM Jockey Club Building, 99 Wong Chuk Hang Road, Hong Kong

### FP LINKS EDITORIAL BOARD 2020

<b>Board Advisor :</b> Dr. Wendy Tsui	<b>Feature:</b> Dr. David Cheng Section Editor	Dr. Tam John Hugh Deputy Section Editor
	<b>News Corner:</b> Dr. Sze Hon Ho Section Editor	Dr. Natalie Siu Deputy Section Editor
	<b>After Hours:</b> Dr. Sin Ming Chuen Section Editor	Dr. Yip Tze Hung Deputy Section Editor
<b>Chief Editor :</b> Dr. Catherine Ng	<b>WONCA Express:</b> Dr. Ho Ka Ming Section Editor	Dr. Fok Peter Anthony Deputy Section Editor
	<b>Photo Gallery:</b> Dr. Maria Leung Section Editor	Dr. Christina Cheuk Deputy Section Editor
<b>Deputy Editors:</b> Dr. Judy Cheng Dr. Anita Fan Dr. Natalie Yuen	<b>Board of Education News:</b> Dr. Alvin Chan Section Editor	
	<b>Board Members:</b> Dr. Chan Man Li Dr. Heidi Fung Dr. Alfred Kwong Dr. Law Tung Chi	Dr. Leung Lok Hang Prof. Martin Wong Dr. Tsui Hiu Fa

### To find out more, contact us:

 [hkcfp@hkcfp.org.hk](mailto:hkcfp@hkcfp.org.hk)
 2871 8899
  Find us on **facebook.**

 [www.hkcfp.org.hk](http://www.hkcfp.org.hk)

The Hong Kong College of Family Physicians

\*Restricted to members of HKCFP. The views expressed in the Family Physicians Links represent personal view only and are not necessarily shared by the College or the publishers. Copyrights reserved.\*