

INSIDE THIS ISSUE

Issue 180 February 2019

01 [Message from the President](#)

03 [College News:](#)

03 [Board of Vocational Training and Standards News; Classified Advertisements](#)

04 [Board of Conjoint Examination News](#)

06 [QA&A Committee News](#)

07 [Membership Committee News](#)

08 [HKCFP Photography Club News](#)

10 [Meeting Highlights](#)

11 [News Corner: Cardiovascular Risk Calculators](#)

12 [Family Doctors Column: Should We Attend Our Patient's Funeral?](#)

13 [After Hours: 長野白雪樂悠遊](#)

15 [College News: The HKCFP Award for the Best Research 2018; HKCFP Research Fellowship 2019](#)

17 [Learning Points from Board of Education: Interest Group in Dermatology – The 68th Meeting on 5 January 2019](#)

18 [Board of Education News](#)

21 [Announcement of 4th AMM-AMS-HKAM Tripartite Congress cum 53rd Singapore – Malaysia Congress of Medicine & HKPCC 2019 on 6 - 8 December 2019](#)

24 [College Calendar](#)

Message from the President

Globally, we are facing an increasing trend in total population as well as that in longevity in life, and Hong Kong is no exception to the rule. However, population increase and ageing do come with extra challenges to the society, especially on health related issues which would further add to the burden on health service demands. HKCFP is pleased to see the Government's determination to strengthen primary health care services to address the needs of the population in the recent Policy Address.

In the first week of January 2019, I attended the 2019-20 Budget Consultation Meeting organised by the Financial Secretary, Mr. Paul Chan. In the meeting, I welcomed the government's new concepts of setting up District Health Centres which are intended to provide service hubs in the districts for a spectrum of prevention and treatment activities so that the clinical services coordinated and provided by the family doctors in the localities would be further strengthened.

On the other hand, the role of the family doctor in the patient journey is crucial as the family doctor would know best about what, when and where the most appropriate services for the patient would be, based on the continuing and trusting relationship with the patient that places the family doctor to be the health advocate and navigator for the patient. There is strong evidence substantiating the gatekeeping role of the family doctors in that the societal health care resources are better utilised and the health outcomes are far superior in countries where there is a strong primary care system supported by family doctors in place. However, when we look at the family doctor manpower landscape, it is not difficult to find that the local scene is less than satisfactory. In the Budget Meeting, I proposed and reiterated the importance of the urgent need for the government to allocate more resources in the training of family doctors in Hong Kong to address the rising health burden due to population increase and ageing population, generating a basket of health issues, non-communicable diseases being one of the most

evident. Based on international comparison, a conservative estimate of an annual intake of 100 medical graduates to be trained as family doctors would be required to enhance the current system, and to make it sustainable. Our College is eager to work with the Government for the betterment of the health of the Hong Kong population.



Another fresh evidence on the importance of family medicine in the global health scene is the signing of a landmark Memorandum of Understanding (MOU) between World Health Organisation (WHO) and World Organisation of Family Doctors (WONCA) on 28th January 2019 (on page 2) to recognise the key role played by family doctors in achieving universal health coverage by providing comprehensive, patient-centred, and professional care. As many may have already realised, WHO does not sign MOU lightly. Dr. Tedros Adhanom Ghebreyesus Director General of WHO and Professor Donald KT Li our WONCA President have helped to strengthen the global link between health services improvement policies and family medicine programmes. Hopefully, we can work together with the stakeholders locally in Hong Kong to achieve the same goal soon!

As the Lunar New Year is just round the corner, I wish everyone a very happy New Year of the Pig!

Dr. David V K CHAO
President

恭賀新禧





PRESS RELEASE

WORLD ORGANIZATION OF FAMILY DOCTORS SIGNS LANDMARK MOU WITH WHO

The World Health Organization (WHO) and the World Organization of Family Doctors (WONCA) signed a Memorandum of Understanding on 28th January 2019, during the annual Executive Board meeting of WHO in Geneva, in which all WHO Member States participate.

Director General of WHO Dr Tedros Adhanom Ghebreyesus and Dr Donald Li, WONCA World President signed the MOU to consolidate the relationship between the two organisations.

The MOU reflects the key role played by family doctors and GPs in achieving the global goal of Universal Health Coverage, through comprehensive, patient-centred, professional primary care. It clearly acknowledges the importance of the primary care team in the delivery of appropriate, affordable care to the world's population.

The MOU aims to strengthen and improve health services and family medicine programmes, with particular attention to medical professional training, undergraduate and postgraduate training programmes, continuing professional development and programmes to encourage cross-disciplinary working.

The goal to achieve Universal Health Coverage is a key element of Sustainable Development Goal 3 and of WHO's Global Health For All policy. With 500,000+ members across the globe, WONCA clearly has a key role to play in both mobilising and delivering effective, accessible, primary health care. WHO is keen to engage with professional organisations which can help to deliver the global goal: the MOU will facilitate stronger engagement between the organisations, both at policy level and within each of the regions and countries of operation.

Benefiting from the expertise within its membership, WONCA supports Member Organisations and their national health systems to develop and further improve primary care delivery. They do this through a variety of ways: technical support for undergraduate and postgraduate training programmes; establishment of family medicine as a distinct speciality in medical school programmes and in health systems; accreditation of postgraduate family medicine programmes; and accreditation of primary care practices in countries which do not yet have their own regulations and standards.

Through collaboration with a range of professional organisations WONCA aims to promote the use of qualified, multidisciplinary, primary care teams to deliver health care across the globe.

Following the signing of the MOU, WONCA President Dr. Donald Li, a practicing family physician from Hong Kong, said 'This MOU builds on our long relationship with WHO and reflects our joint commitment to reach every corner of the globe, to achieve effective accessible primary care for every single person. We look forward to working closely with WHO at central level, through regional offices and in individual countries to achieve Universal Health Coverage'.



Dr Donald Li
WONCA President

For any questions concerning this press release or the work of WONCA please refer to the CEO, Dr Garth Manning - ceo@wonca.net

WONCA – the World Organization of Family Doctors – is a not-for-profit organization, founded in 1972. WONCA now has 118 Member Organizations in 150 countries and territories, representing around 550,000 family doctors globally. Its headquarter is currently based in Bangkok, Thailand.

Board of Vocational Training and Standards News

Reminder: Enrolment of Higher Training

Basic trainees who have completed 4-year basic vocational training and attained a higher qualification in Family Medicine can be enrolled into the higher training programme.

For those who prepare to sit for the Exit Examination in 2021, please submit the application for higher training on or before **28 February 2019 (Thursday)** in order to meet the requirement for sitting the Exit Examination. The application form is available from the College Secretariat and can be downloaded from the College web site.

Higher Training Introductory Seminar

A Higher Training Introductory Seminar will be held on 23 February 2019 for all newly enrolled higher trainees, existing trainees and clinical supervisors. The seminar is designed to help higher trainees and supervisors to understand and get more information of our training programme.

Details of the seminar are as follows:

- Speakers : Dr. Fung Hoi Tik, Heidi (Chairlady, Higher Training Subcommittee),
Dr. Lui Luen Pun, Benny (Deputy Chairman, Higher Training Subcommittee)
- Date : 23 February 2019 (Saturday)
- Time : 2:30 – 4:30 p.m.
- Venue : Rm 903-4, 9/F, HKAM Jockey Club Building, 99 Wong Chuk Hang Road, Aberdeen, Hong Kong

Reminder: Submission of Annual Checklist / Logbook for Completion of Higher Training

To all Higher Trainees,

Please be reminded that all higher trainees must submit the original copy of annual checklist to the Board of Vocational Training and Standards either by registered post OR in-person on or **BEFORE 28 February 2019 (Thursday)**. Late submission **WILL NOT** be accepted.

The training experience of 2018 **WILL NOT** be accredited if the trainee fails to submit the checklist on or before the deadline.

For the application for certification of completion of higher training, please make sure that the application form and checklist for completion of higher training are completed and returned together with the original copy of your training logbook on or before **28 February 2019 (Thursday)**.

Should you have any enquiries, please feel free to contact Ms. Charlotte Cheung and Ms. Kathy Lai at 2871 8899.

Higher Training Subcommittee
Board of Vocational Training and Standards

Classified Advertisements

Accredited Private FM Centre invites FT/PT Doctors for expanding services (Tuen Mun / Kwai Fong). FM, Paed., Surgeon, Gynae, Psychi welcomed. Profit Sharing ± Partnership. Send CV enquiry@adecmed.com (Amy CHAN) 9212-6654

Full time Medical Officer needed in Tai Po and NTW in clinics of United Christian Nethersole Community Health Service. Contact: Ms Chung hr@ucn.org.hk/2172-0736.

THIRTY-THIRD CONJOINT HKCFP/RACGP FELLOWSHIP EXAMINATION SECOND Announcement

The Board of Conjoint Examination is pleased to announce the following information on the Thirty-third Conjoint Fellowship Examination with the Royal Australian College of General Practitioners to be held in 2019.

(1) REQUIREMENTS AND ELIGIBILITY

All candidates **MUST** be at the time of application for the Examination and at the time of the Conjoint Examination:

1. FULL OR ASSOCIATE members of BOTH HKCFP AND RACGP*
2. FULLY REGISTERED with the Hong Kong Medical Council*

(*Documentary evidence is required with the application – including a valid RACGP number.)

(Note : All candidates are required to renew their RACGP membership for the year 2019/2020 before 31 July 2019. Failure to comply with the rule may result in denial of admission to the Exam.)

In addition, they must be EITHER CATEGORY I OR CATEGORY II CANDIDATES: -

- (a) **CATEGORY I CANDIDATES** are graduate doctors who are undergoing or have completed a fully approved vocational training programme as outlined in the College's Handbook for Vocational Training in Family Medicine.

After satisfactory completion of two years of approved training, Category I candidates or trainees may apply to sit the Written Examination, both the two segments of which must be taken at the same attempt. After satisfactory completion of four years of supervised training, Category I candidates may apply to sit the Clinical Examination.

Note: All Category I candidates who are current vocational trainees and apply to sit the Written Examination **MUST** submit evidence of completion of at least 15 months of approved training by 31 March 2019, together with the application. Those current vocational trainees who apply for the Clinical Examination **MUST** submit evidence of completion of at least 39 months of approved training by 31 March 2019, together with the application. Candidates who have already completed vocational training **MUST** submit evidence of completion of vocational training, together with the application.

Part-time trainees must submit evidence of completion of their vocational training by the time of the Written Examination before they can apply to sit the examination.)

- (b) **CATEGORY II CANDIDATES** are doctors who have been predominantly in general practice for not less than **five** years by 30 June 2019.

Category II candidates may opt to only sit for the Written Examination at the first and subsequent application.

For successful Category I candidates who have enrolled in the vocational training programme before 31 December 2018, and who apply for the award of RACGP Fellowship before 1 March 2027, will remain entitled to be awarded FRACGP. All other successful candidates are eligible to apply for the award of International Conjoint RACGP Fellowship (ICFRACGP).

Enquiries about eligibility to sit the examination should be directed to the Chairman of the Board of Conjoint Examination.

The eligibility of candidates of both categories is subject to the final approval of the Board of Conjoint Examination, HKCFP.

Application will not be processed unless all the documents are submitted with the application form.

(2) FORMAT AND CONTENTS

- A. Written Examination
Applied Knowledge Test (AKT)*, and
Key Feature Problems (KFP)

**Note: Multiple Choice Questions (MCQ) has been renamed as Applied Knowledge Test (AKT) from Conjoint Exam 2018, with no major change on the exam format.*

- B. Clinical Examination
Objective Structured Clinical Examination (OSCE)

(3) PRE-REQUISITE FOR CLINICAL SEGMENTS

All candidates applying to sit for the Clinical Examination of the Conjoint Fellowship Examination **MUST** possess a APCLS (Advanced Primary Care Life Support) certificate issued by the HKCFP*. This validity of this certificate must span the time at which the application for the Examination is made AND the time of the Clinical Examination.

Application will not be processed unless the pre-requisite is fulfilled.

Note: In regarding the APCLS certificate as issued by the HKCFP, the APCLS workshops & examinations for 2019 will be held on **23 - 24 February 2019 and **30 - 31 March 2019** respectively. Details regarding the workshop / examination can be referred to the News of Board of Education (on pg. 18). Please register with our College*

secretariat at 2871 8899 IMMEDIATELY if you do not hold a valid APCLS certificate issued by HKCFP and intend to sit for the Conjoint Examination 2019.

(4) CRITERIA FOR A PASS IN THE EXAMINATION

A candidate will be required to pass the entire Written Examination in one sitting. That is, if one fails the Written Examination, both the AKT and KFP segments have to be re-taken. Successful Written Examination result can be retained for three years (until the Clinical Examination of 2022).

The Clinical Examination can only be taken after successful attempt of the Written Examination. If one fails the Clinical Examination, all the OSCE stations have to be re-taken.

A candidate has to pass both the Written and the Clinical Examinations in order to pass the Conjoint HKCFP/RACGP Fellowship Examination.

(5) APPLICATION AND EXAMINATION FEES

Application forms are available from the College Secretariat at Room 803-4, HKAM Jockey Club Building, 99 Wong Chuk Hang Road, Aberdeen, Hong Kong. You may also download the application forms from our College website, <http://www.hkcfp.org.hk>. Please note that the deadline for application is **10 April 2019 (Wednesday)**.

For both **CATEGORY I** and **CATEGORY II CANDIDATES**:

Application Fee: \$3,000*

[*Note: For candidates who are first sitting for the OSCE exam and have passed the Written Examination in 2016, provided that the administration fee for the whole Conjoint Examination have been previously settled, only the Clinical Examination fee of \$15,000 would be applied, that is, application fee of \$3,000 would NOT be applied.]

Examination Fee:

- | | |
|---|----------|
| • Full Examination (Written + Clinical) | \$30,000 |
| • Written Examination | \$15,000 |
| • Clinical Examination | \$15,000 |

Please make the cheque payable to **"HKCFP Education Limited"**. If a candidate applied for the Full Examination **but failed in the Written Examination, the Clinical Examination fee (\$15,000) will be refunded.**

(6) REFUND POLICY

If a candidate wishes to withdraw from the examination, and written notice of withdrawal is received by the College 60 days or more prior to the date of the examination, he will receive a refund of \$30,000 (for the whole examination), \$15,000 (for the written examination) or \$15,000 (for the clinical examination). The application fee of \$3,000 will not be refunded.

No refund will be given if the written notice of withdrawal is received by the College within 60 days of the date of the examination.

All fees paid are not transferable to subsequent examinations.

(7) IMPORTANT DATES

- | | |
|-----------------------------|--|
| • 10 April 2019 (Wednesday) | Closing Date for Applications |
| • 11 August 2019 (Sunday) | Conjoint Examination – Written Examination (KFP) |
| • 18 August 2019 (Sunday) | Conjoint Examination – Written Examination (AKT) |
| • [Date to be confirmed] | Conjoint Examination – OSCE |

(8) ELECTION TO FELLOWSHIP

Members should be aware that passing the Conjoint Fellowship Examination does NOT equate with election to the Fellowship of either the Hong Kong College of Family Physicians or the Royal Australian College of General Practitioners. Those wishing to apply for Fellowship of either or both College(s) should ensure that they satisfy the requirements of the College(s) concerned.

Entry forms for Fellowship, Membership and Associateship of the Hong Kong College of Family Physicians and the Royal Australian College of General Practitioners are available from both College website (www.hkcfp.org.hk / www.racgp.org.au). You may also contact the HKCFP Secretariat, Room 803-4, HKAM Jockey Club Building, 99 Wong Chuk Hang Road, Aberdeen, Hong Kong. Tel: 2871 8899, Fax: 2866 0616.



Dr. Chan Hung Chiu
Chairman, Board of Conjoint Examination

Quality Assurance & Accreditation Committee News

HKCFP Additional Accreditation and Report on CME/CPD Missing Points for Year 2018

Dear Members,

The credit point score of year 2018 for HKCFP QA Programme is going to be finalized. Please kindly check your updated report by visiting the College website at <http://www.hkcfp.org.hk/>.

If you wish to apply for Additional Accreditation or you find any CME/CPD points missing from your CME report, Please apply for CME accreditation by sending the application(s) on or before **28 February 2019**.

1. Application for Additional Accreditation

The application of Additional Accreditation for the year 2018 is now open for those activities **without prior accreditation** by QA&A Committee. For Educational Activities **under items 3.7, 3.8, 3.13, 3.14 and items 5.2 to 5.6 in QA Regulation 2017-19**, please apply in writing with relevant supporting documents and \$500 administration fee (**Non-refundable**) by cheque to QA&A Committee.

Please submit the application for Additional Accreditation with relevant supporting documents at your earliest convenience. Relevant supporting documents are mandatory for accreditation, e.g. attendance records, photocopies of events, transcripts or published articles. Kindly note that each application will be handled independently upon receipt of the application. Submission of additional information for the application, if any, will incur new charges.

2. Application for reporting CME/CPD missing points from Pre-Accredited Activities

This application is only for the activities held in 2018 **with prior accreditation** by QA&A Committee, i.e. before the activities took place. If such credit points are missing from the CME Report, please return the **“Report on CME/CPD missing points from Pre-Accredited Activity”** together with relevant supporting documents (e.g. attendance records, photocopies of events, transcripts or published articles) to us.

Application Deadline: 28 February 2019

All forms can be download at: http://www.hkcfp.org.hk/pages_5_82.html.

Please send a cheque payable to “HKCFP Education Ltd” **by post** to: Room 803-4, HKAM Jockey Club Building, 99 Wong Chuk Hang Road, Aberdeen, Hong Kong.

Please ensure your mail items bear Sufficient Postage before posting.

Application Form and Supporting Documents can be submitted by post to above mentioned mailing address, **OR** by email to: cmecpd@hkcfp.org.hk

Please observe the application deadline of **28 February 2019** as late application will **NOT** be processed. The QA&A Committee reserves the right to finalize the number of “Credit Points” to be awarded for each activity according to relevant supporting documents submitted for accreditation. Should you have further question(s), please contact Mr. John Ma or Ms. Natalie Ho at 2871-8899 or by email to cmecpd@hkcfp.org.hk.

Yours sincerely,

Dr. King Chan
Chairman, Quality Assurance & Accreditation Committee

Membership Committee News

The Council approved, on recommendation of the Chairlady of the Membership Committee, the following applications for membership in **December 2018 – January 2019**:

Associate Membership (New Application)

Dr. TONG Ho Man	湯 皓 文
Dr. WAN Yiu Ming	溫 耀 明

Transfer from Associate Membership to Fellowship

Dr. AU-YEUNG Kevin Yik Hin	歐 陽 亦 軒
Dr. CHEN Liuqing	陳 柳 靜
Dr. CHOI Man Kei	蔡 敏 基
Dr. CHOW Pui Yin, Melody	周 珮 然
Dr. LAI Joyce Ho Yan	黎 可 恩
Dr. LAM Ting	林 可 婷
Dr. LAU Ka Man	劉 嘉 雯
Dr. LEE Shek Hang	李 碩 恆
Dr. MAURELLET Juan-Domingo	
Dr. NG Hoi Yee	吳 凱 怡
Dr. NGAI Ming Leon	倪 穎 明
Dr. POON Wing Kwan	潘 穎 君
Dr. PUN Yat Hei	潘 逸 熙
Dr. SUEN Victoria Gee Kwang	孫 芷 筠
Dr. TAM Kwan Wai	譚 君 偉
Dr. TSEUNG Kwan Hang	蔣 堃 衡
Dr. TSUI Sau In	徐 秀 妍
Dr. YAU King Sun	游 景 新
Dr. YEUNG Ka Yu, Doogie	楊 葭 渝

Transfer from Student Membership to Associate Membership

Dr. MUI Ellen Hoi-ling	梅 凱 菱
Dr. NG Carrie Chi Wing	吳 芷 詠
Dr. NGAI Suet Yi	魏 雪 兒
Dr. YU Kwun Nam	余 冠 南
Dr. YU Siu Chung	余 紹 聰

Resignation of Associate Membership

Dr. TANG Suet Chung, Lawson	鄧 雪 松
-----------------------------	-------

Expiry of Student Membership

Miss CHAN Ho Yi	陳 可 兒
Miss CHAU Kei Wai	周 琦 璋
Miss CHEUNG Ada See Wai	張 思 慧
Mr CHEUNG Tsun Wai	張 峻 璋
Miss FOK Alvina Jada	霍 昭 穎
Miss HO Manda Hiu Ting	何 曉 婷
Miss HO Suet Ying	何 雪 盈
Mr HUI Wai Fung	許 惠 峰
Mr LAI Chi Kit	黎 智 傑
Miss LAI Ge Woon, Gevon	黎 智 媛
Miss LAI Yun Ling, Amanda	黎 殷 綾
Miss LAM Kwan Wa, Charis	林 君 樺
Mr LAM Tun Kin	林 敦 健

Mr LAU Hiu Fung, Hugo	劉 曉 峰
Mr LEE Jerrold	李 嘉 朗
Miss LEE Sin Hang	李 善 恒
Miss LEUNG Wing Tung	梁 詠 彤
Miss LI Hoi Lam	李 凱 琳
Mr LI Hung Wai	李 鴻 葳
Mr LI Sheung Yin	李 尚 賢
Mr LO Man Kin	盧 民 健
Mr LUI Tsz Yin	雷 梓 賢
Mr PANG Chun Sum	彭 竣 琛
Mr PANG Henry	彭 亨 利
Miss POON Suen Yu	潘 宣 儒
Miss SO Man Kwan	蘇 文 君
Miss TONG Ann Marie Jing Man	唐 靜 敏
Miss TSANG Po Man	曾 寶 雯
Miss TSUI Heung Ching	徐 向 澄
Miss WONG Ming Yan	王 銘 恩
Miss WONG Stephanie Sze Wing	黃 施 穎
Miss WONG Yuen Ting	黃 婉 婷
Mr WU Chin Weng	胡 展 穎

Hong Kong position offered in a successful practice

Opportunity for a dynamic doctor,
Associates or Partner, part or full time.

Expat clientele in exclusive Central
established practice.

Please contact with your CV to
doctorinhk@gmail.com

HKCFP Photography Club News

HKCFP Photography Club - Astrophotography Lecture

The HKCFP Photography Club Astrophotography Lecture was delightfully concluded on 12 Jan 2019. The event would not have been successful without the tremendous support from Ms. Connie Luk, Manager of Showroom and Nikon Professional Service, Nikon Hong Kong Ltd, and the marvelous presentation by Mr. Huey Pang. Also the lecture would be less perfect without the generous special discounts offered by Nikon Hong Kong Ltd on its latest mirrorless cameras and lenses!

Mr. Huey Pang is an astronomy scholar and an energetic photographer in astrophotography. His expertise encompasses a wide range of astronomical photography and he has won awards in a number of large-scale astrophotography competitions. With his extensive experience as an astrophotography tutor and a speaker in astronomy, Mr. Pang wonderfully enlightened participants on the beauty of astrophotography.

A couple of important messages were evident from this lecture:

1. The post-exposure retouching work in astrophotography can be much more extensive than in other fields of photography, and it should also be done without damaging the scientific value of the image.
2. Hong Kong is located in a geographically privileged region to be able to view the Milky Way all year round. But the local night sky suffers much more light pollution than ten or twenty years ago. Everyone should come hand in hand to reduce light pollution to enable our next generation to continue to enjoy astronomy.

HKCFP Photography Club values fellows' and members' input on our future photography events. Please feel free to email College secretariat to let us know your ideas. We look forward to seeing you soon.




Dr. Peter Ng introduced our speaker, Mr. Huey Pang



Dr. Peter Ng presented a souvenir to Mr. Huey Pang



Dr. Peter Ng presented a souvenir to Ms. Connie Luk



Mr. Huey Pang explained the scientific basis of astrophotography.



Mr. Huey Pang shared with us his favourite shooting locations in Hong Kong with the least light pollution.




HKCFP members did not hesitate to try on the various photographic gears.

HKCFP Photography Club News (Con't)

HKCFP Photography Club - Underwater Photography Workshop

HKCFP Photography Club is pleased to announce that the long-awaited Underwater Photography Workshop by **Olympus HK** will be relaunched on 23 Mar 2019 (Sat). Professional open water diver and trainer, Mr. Victor Lau, would share with HKCFP members his diverse experience in underwater imaging and scuba diving. Both experienced underwater photographers and novice scuba diving enthusiasts are welcomed!



PADI 公開水域水肺教練，累積下潛次數超過 500 次，包括香港、菲律賓、日本、巴里島等地。亦曾獲得多個潛水攝影獎項，包括香港潛攝大賽微距照片組冠軍 (2013)、優異獎 (2014 及 2015)、香港潛攝大賽標準及廣角照片組優異獎 (2015)。



Hong Kong Underwater Photo and Video Competition 2013
- Macro and Close up Group Champion

Hong Kong Underwater Photo and Video Competition 2014
- Macro and Close up Group Outstanding Award x 2



Hong Kong Underwater Photo and Video Competition 2014
- Standard and Wide Angle Group 2nd Runner-up

Hong Kong Underwater Photo and Video Competition 2015
- Macro and Close up Group Outstanding Award

(Photo credits: *Dr. Christina CHEUK, ^Dr. Jackie TK CHEUNG)



Date : 23 March 2019 (Saturday)

Time : 16:30-18:30

Venue : Olympus Office Training Room, 40/F, Office Tower Langham Place, Mongkok, Kowloon

A maximum of 24 participants are welcomed. Interested members please register with Ms. Windy Lau at windylau@hkcfp.org.hk. See you then!

Meeting Highlights

Interest Group in Dermatology

Dr. Wu Wai Fuk, Specialist in Dermatology and Venerology, delivered a lecture on “Eczema Treatment for Primary Care – Topical Role in Holistic Approach” on 5 January 2019.




Dr. Lam Wing Wo (left, Moderator), presenting a souvenir to Dr. Wu Wai Fuk (right, Speaker) during the lecture.

Chronic Disease Management & Quality Improvement Training Course for Primary Care Doctors 2019

The Chronic Disease Management & Quality Improvement Training Course for Primary Care Doctors 2019 co-organized with the Primary Care Office of the Department of Health were held on 9 January, 16 January and 23 January respectively.

Dr. Ngai Ho Yin, Allen, Private Musculoskeletal Physician & Interventional Pain Sonologist; Family Medicine Specialist; Honorary Secretary, Hong Kong Institute of Musculoskeletal Medicine, delivered a lecture on “Diagnostic Approach to Lumbosacral Spinal Pain and Management in Primary Care” and Ms. Fung Hoi Yee, Heidi, Physiotherapist in Private Practice, delivered a lecture on “Home Exercise for Low Back Pain” on 9 January 2019.



Dr. Au Chi Lap (middle, Moderator) and Dr. Luk Kam Hung (right, Representative of PCO), presenting a souvenir to Dr. Ngai Ho Yin, Allen (left, Speaker) during the lecture.



Dr. Au Chi Lap (middle, Moderator) and Dr. Luk Kam Hung (left, Representative of PCO), presenting a souvenir to Ms. Fung Hoi Yee, Heidi (right, Speaker) during the lecture.

Dr. Leung Kwan Wa, Maria, Specialist in Family Medicine; Consultant in Family Medicine, New Territories East Cluster, Hospital Authority, delivered a lecture on “Chronic Cough in Adult: Diagnosis, Management & Preventive Care” and Mr. Lee Sing Yu Stanley, Physiotherapist, New Territories East Cluster, Hospital Authority, delivered a lecture on “Exercise Prescription for COPD” on 16 January 2019.



Dr. Au-Yeung Shiu Hing (right, Moderator) and Dr. Lai Sheung Siu (middle, Representative of PCO), presenting a souvenir to Dr. Leung Kwan Wa, Maria (left, Speaker) during the lecture.



Dr. Au-Yeung Shiu Hing (right, Moderator) and Dr. Lai Sheung Siu (middle, Representative of PCO), presenting a souvenir to Mr. Lee Sing Yu Stanley (left, Speaker) during the lecture.

Prof. Wong Yeung Shan, Samuel, Specialist in Family Medicine; Associate Director (Undergraduate Education); Professor and Head, Division of Family Medicine and Primary Healthcare, JC School of Public Health and Primary Care, Chinese University of Hong Kong, delivered a lecture on “Management of Common Mental Health Problems - Role of Mindfulness and its Application in Primary Care” on 23 January 2019.



Dr. Lau Wai Yee, Aster (left, Moderator) and Dr. Luk Kam Hung (right, Representative of PCO), presenting a souvenir to Prof. Wong Yeung Shan, Samuel (middle, Speaker) during the lecture.

CME Lecture on 17 January 2019

Dr. Corklin Steinhart, Head, Global Medical Directors, ViiV Healthcare, delivered a lecture on “Redefining HIV Treatment Management beyond Viral Suppression” on 17 January 2019.



Dr. Tong Siu Man (left, Moderator), presenting a souvenir to Dr. Corklin Steinhart (right, Speaker) during the lecture.

Cardiovascular Risk Calculators

Globally, cardiovascular diseases are the number one cause of death. Many cardiovascular disease risk calculators have been developed to help us identify and treat high risk groups early. The well-known prediction models include the Framingham Risk Score (FRS), Systematic Coronary Risk Evaluation (SCORE), the World Health Organisation/International Society of Hypertension (WHO/ISH), as well as the QRISK calculator.

Framingham calculator was based on North American data. It includes age, sex, cholesterol-high density lipoprotein ratio, blood pressure, diabetes and smoking status. It helps to predict the 10-year risk of cardiovascular events including coronary death, myocardial infarction, coronary insufficiency, angina, ischaemic stroke, haemorrhagic stroke, transient ischaemic attack, peripheral vascular disease, and heart failure. It has been claimed that the Framingham calculator may underestimate cardiovascular risk in people with diabetes, South Asian men and those who are socially deprived.

SCORE calculator was based on data from 12 cohort studies from 11 European countries. It takes into account the age, gender, total cholesterol, systolic blood pressure and smoking status. The calculator mainly helps to predict 10-year risk of cardiovascular mortality (including ischaemic heart disease, heart failure, conduction disorders and cerebrovascular disease).

WHO/ISH calculator was based on hypothetical cohorts for different regions. It also takes into account age, gender, systolic blood pressure, smoking status, diabetes and with or without total cholesterol. It predicts 10-year risk of cardiovascular events such as coronary heart disease, stroke and other atherosclerotic disease.

QRISK calculator was based on data from UK population. It takes into account the basic risk factors included in the Framingham score as well as ethnicity, deprivation (measured with the Townsend deprivation Score), family history of coronary heart disease in a first degree relative aged less than 60 years, atrial fibrillation, rheumatoid arthritis, blood pressure treatment and body mass index. It predicts 10-year cardiovascular disease. It is now updated to QRISK3, which includes additional risk factors (chronic kidney disease, a measure of systolic blood pressure variability, migraine, corticosteroids, SLE, atypical antipsychotics, severe mental illness, HIV/AIDS and erectile dysfunction).

However, none of these was based on data from Chinese or Asian. Therefore, there might always be concerns about how well can these calculators predict the cardiovascular risk in our population.

In 2017, a guideline (**中國心血管病預防指南2017**) on how to prevent cardiovascular disease has been published in the Chinese Journal of Cardiology, which helps to

predict 10-year risk of atherosclerotic cardiovascular diseases (ASCVD) for Chinese population. The prediction was based on data from Chinese population since 2007. It takes into account age, blood pressure, total cholesterol, LDL cholesterol, past history of cardio/cerebrovascular disease, diabetes, smoking and body mass index. It categorizes patients into 4 groups: very high, high ($\geq 10\%$), medium (5-9%) and low risk ($< 5\%$). Patients already have atherosclerotic diseases such as ischaemic heart disease, stroke, peripheral vascular disease will be counted as very high risk. Patients with 1) diabetes and ≥ 40 years old, 2) LDL-C ≥ 4.9 mmol/L (190 mg/dl) or total cholesterol ≥ 7.2 mmol/L (280 mg/dl), 3) grade 3 hypertension ($\geq 180/110$ mmHg), or 4) heavy smoker ≥ 30 cigarettes per day will be counted as high risk and do not need to go through the risk calculation. Patients not having the above risk factors can have risk calculation using the chart below. According to the guideline, the recommended target LDL levels for very high, high, and medium/low risk individuals are < 1.8 mmol/L, < 2.6 mmol/L and < 3.4 mmol/L, respectively. With this reference based on Chinese population, we could now have one more cardiovascular risk calculator to consider when managing our patients at risk for cardio/cerebrovascular diseases.

符合下列任壹條件者，可直接列為高危或極高危險人群，無需進行ASCVD危險評估：
極高：ASCVD患者（包括有症狀的PAD患者）
高危：（1）糖尿病患者（年齡 ≥ 40 歲）
（2）單個危險因素水平極高者，包括：①LDL-C ≥ 4.9 mmol/L (190 mg/dl) 或 TC ≥ 7.2 mmol/L (280 mg/dl)；②3級高血壓；③重度吸煙（吸煙 ≥ 30 支/d）

不符合者，根據下表評估ASCVD 10年發病風險

危險因素* (個)	血清膽固醇水平分層 (mmol/L)		
	3.1 \leq TC $<$ 4.1 或1.8 \leq LDL-C $<$ 2.6	4.1 \leq TC $<$ 5.2 或2.6 \leq LDL-C $<$ 3.4	5.2 \leq TC $<$ 7.2 或3.4 \leq LDL-C $<$ 4.9
無高血壓	0-1 低危 (<5%)	低危 (<5%)	低危 (<5%)
2	低危 (<5%)	低危 (<5%)	中危 (5%-9%)
3	低危 (<5%)	中危 (5%-9%)	中危 (5%-9%)
有高血壓	0 低危 (<5%)	低危 (<5%)	低危 (<5%)
1	低危 (<5%)	中危 (5%-9%)	中危 (5%-9%)
2	中危 (5%-9%)	高危 ($\geq 10\%$)	高危 ($\geq 10\%$)
3	高危 ($\geq 10\%$)	高危 ($\geq 10\%$)	高危 ($\geq 10\%$)

ASCVD 10年發病風險為中危且年齡 ≥ 55 歲者，評估余生危險

具有以下任意壹項及以上危險因素者，定義為ASCVD高危險人群

- 收縮壓 ≥ 160 mmHg或舒張壓 ≥ 100 mmHg
- 非-HDL-C ≥ 5.2 mmol/L (200 mg/dl)
- HDL-C $<$ 1.0 mmol/L (40 mg/dl)
- BMI ≥ 28 kg/m²
- 吸煙

*危險因素包括吸煙、低HDL-C及男性 ≥ 45 歲或女性 ≥ 55 歲。本危險分層方案重點在於促進多重危險因素的綜合評估，積極採取預防措施，特別是生活方式干預。對單個危險因素的控制應以相應指南為準。ASCVD為動脈粥樣硬化性心血管病，PAD為周圍動脈疾病，TC為總膽固醇，LDL-C為低密度脂蛋白膽固醇，HDL-C為高密度脂蛋白膽固醇，BMI為體重指數。1 mmHg=0.133 kPa

References:

1. Cardiovascular diseases. World Health Organisation. Accessed at <https://www.afro.who.int/health-topics/cardiovascular-diseases>
2. Sharmini S et al. Comparison of the Framingham Risk Score, SCORE and WHO/ISH cardiovascular risk prediction models in an Asian population. International Journal of Cardiology 176(2014):211-218.
3. Damen JAAG et al. Prediction models for cardiovascular disease risk in the general population: systematic review. BMJ 2016;353:i2416.
4. Hippisley-Cox J et al. Development and validation of QRISK3 risk prediction algorithms to estimate future risk of cardiovascular disease: prospective cohort study. BMJ 2017;357:J2099
5. 中國心血管病預防指南[2017]. Chin J Cardiol. January 2018; Vol 46 (1).

Compiled by Dr. Maria Leung

Should We Attend Our Patient's Funeral?

Dr. Robert Heath (BMBS)

Let me say at the outset that I have not been able to find out the definitive answer to the title question. I offer only a humble personal perspective and conclusions as it relates to a recent case of mine.

My late patient Mr. Ho Wah Keung, Matthew* was a 62 year-old retired driver who lived in a public housing estate with his wife and adult son.

He first presented to me with a few months history of painless PRB. There was also some modest weight loss and a feeling of incomplete emptying at stool. There was no relevant family history. On examination, he was not clinically anaemic. Abdominal palpation revealed a hard non-tender apple-sized mass in the left lower quadrant. Proctoscopy was normal.

After explaining my findings, I can remember I was impressed with this particular patient even at this first consultation. His manner was polite, the history he gave was clear. He was cooperative during the examination and he was calm and clear-headed when we discussed what should be done next.

Within one week he had a colostomy fitted privately for unresectable CRC.

Shortly after discharge he returned to the clinic to inform me of the surgery and discussed his upcoming appointment with the Oncologist and Surgeon of Hospital Authority. After conducting a physical examination, I did my best to answer the many questions he had. His demeanor was positive and he was confident that he would and could face whatever the disease would throw at him next, but at the same time realistic about his prognosis.

Over the following months, Matthew was to become a regular in the clinic.

Initially, when he was still under follow up by Surgical and Oncology, he would be attending for somewhat straightforward complaints like checking of the stoma site, assessment of intercurrent cough, headaches etc, usually to see if these symptoms were harbingers of something sinister.

Then as his disease progressed and his follow up with Surgical and Oncology colleagues became more tiring and less useful for him, my role as his GP was enlarged. Matthew was determined to stay at home as long as he could and he was especially determined to keep away from the Accident and Emergency Department as he believed they would always try to admit him.

So at this time I was required to draw on dormant palliative care skills to treat the myriad complaints when and as they arose: pain (thankfully not much in this case), dyspnoea from pulmonary metastases, peripheral oedema due hypoalbuminaemia and lymphatic obstruction, sacral pressure sores, nausea, oral thrush etc.

My opinion of this patient grew with each doctor / patient encounter. Admiration for both his bravery and his tenacity in the face of his illness.

One day I returned from a weekend off and his wife sent me a message. Matthew had been admitted to the hospice and would I see him there. I explained that I would definitely visit him after my duty hours, this time necessarily as his friend not as his doctor.

On two occasions before his passing I was able to visit Matthew in the hospice and I can safely say we were delighted to see each other each time. The last visit even though he was quite poorly

on holding his hand I noted despite his cachectic frailty his hand grip strength was still quite good, his peripheral perfusion good, his pulse felt regular and rate normal. We discussed a little his disease and the treatment there, but much more we chatted about, and I was able to gain a lot of insight into, his life till now, his childhood, growing up, education, family life and his current interest centered around his church group.

Two weeks after admission to the hospice Matthew's son, on notifying me of his father's passing away asked would I like to attend the funeral service? My instant and emotional reaction was of course I must pay my final respects to this patient who had so trusted me professionally with his care. But was that the right response? I subsequently wondered.

So the question I needed an answer to was: "Should doctors attend their patient's funeral?"

Naturally I firstly did a quick Google search and after a brief read it seemed there was nothing unethical about attending I may have been unaware of, or any likely breach in the code of practice.

Next I decided to approach the question using Cognitive Behavioural Therapy. I filled in a thought monitoring form under the following headings:

- **Situation:** I have been asked to attend the funeral of my patient.
- **Feelings:** I feel sad and I will not have Matthew's welcome presence in my patient list any more, I always liked to see him and I have lost a patient who valued my professional skills. I feel nervous as I have not previously attended a local funeral and I do not want to make an unintended cultural error during the service.
- **Beliefs:** Doctors should not become emotionally attached to their patients. My presence at the funeral may prove distracting or become an unwelcome reminder to family and friends of failure of the doctors to cure Matthew.
- **Thinking errors:** shoulds, predicting catastrophe, comparing, jumping to negative conclusions etc.
- **Dispute:** The alternative more balance view is that my presence at the funeral would be unlikely to be unwelcome as I have been specifically invited. Furthermore I am attending on my day off and there is no advantage to me professionally so I am unlikely to breach any ethical boundary.
- **Advice to a Friend:** By attending the funeral you demonstrate to Matthew's wife and son that Matthew was a special patient admired by his doctor – that in itself is likely to help the family in their grief. It will also be an opportunity for me to say a silent final farewell.
- **Positive actions:** Review local funeral customs and related Cantonese terms. Respond in the affirmative to the family I will be honoured to attend the service.

In the final analysis I decided that I am a Family Doctor. Being a Family Doctor means being in the people business. It means continuity of care of the whole patient. And sometimes that continuity of care to the patient extends even after death.

Ultimately I was glad that I attended the funeral and fulfilled this final service to my patient.

*Name and some details changed to protect confidentiality

長野 白雪樂悠遊

Dr John-Hugh Tam

冬天想去旅行，又想做運動，可考慮去滑雪。

日本的長野曾是冬季奧運會的主辦城市，也是當地人的滑雪勝地。長野縣位於日本的中央部份，是被人稱「日本阿爾卑斯山脈」的高山包圍著的縣。由於長野縣的降雪量在日本數一數二，因此有很多適合開設滑雪場的地方，現在約有多達80個滑雪場。




從東京到長野其實不困難，可選擇從東京站乘搭新幹線火車Kagayaki號，只需約90分鐘就可到達長野站。而到達長野站後，於東出口再轉乘巴士到達白馬一帶的滑雪場。（至於不想停留東京市區想直奔雪場的人，甚至可由成田機場第二航廈乘搭約六小時的巴士直達白馬）



在長途火車上感覺肚餓怎麼辦？在此提議先於上火車前買個當地的特色便當，味道不俗。

我們一行三人是次旅程選擇了梅池高原滑雪場。這個滑雪場的特色是較多初級滑雪道，而且路面比較寬闊，非常適合基本練習。



從滑雪場的林間滑雪道，更可俯瞰整個滑雪場全景，景色壯觀。



寺廟除了給人莊嚴的感覺之外也有輕鬆的一面。這尊「一握地藏」，誰見到也會令人會心微笑。



此外，勿忘於長野市參觀號稱「日本人一生必去的」名勝「信州善光寺」。從寺前的參道直走到本堂，會經過這六尊「六地藏」雕像，他們就是代表普度六道眾生，拯救世人的地藏菩薩。



再來正式介紹國寶「善光寺」的歷史，這個寺廟已有將近1400年歷史，在比平安時代更早的飛鳥時代西元644年建造，1953年被列為日本的國寶。這樣出名的名勝，連流行一時的「旅行青蛙」也曾在此影過一張「到此一遊相」...我當然也不會例外，先在這裏「打個卡」！



午餐：創業明治三十年（1897年）的岩井屋鰻魚飯



若時間許可的話，我亦會建議你到長野站西口對面的「岩井屋」吃個鰻魚定食。這間創業於明治三十年（1897年）的餐廳多年獨孤一味只製作鰻魚飯，而且為保食物質素，每天只在兩個半小時的午飯時間內限時限量供應，十分珍貴。

最後，在此為大家送上善光寺本堂的御筆朱印，並祝大家工作順利，身體健康。

The HKCFP Award for the Best Research of 2018

The Research Committee of the Hong Kong College of Family Physicians is calling for The Award for The Best Research of the Year 2018. All members and fellows of the College are invited to participate and submit their research papers to the Research Committee for selection. The Award will be presented at the Conferment Ceremony in 2019.

Entry and assessment criteria are listed below:

Entry Criteria:

1. *The principal investigator has to be a Member or a Fellow of the Hong Kong College of Family Physicians.*
2. *The research must be original work of the investigator(s).*
3. *The research should be conducted in Hong Kong.*
4. *The research must have been completed.*
5. *The paper should be presented under the standard headings of Abstract, Introduction, Methodology, Results, Discussion and Conclusion. References should be listed in full at the end in Vancouver format.*

Assessment Criteria:

1. *How relevant are the topic and findings to Family Medicine?*
2. *How original is the research?*
3. *How well is the research designed?*
4. *How well are the results analyzed and presented?*
5. *How appropriate are the discussion and conclusion(s) drawn?*
6. *How useful are the results for patient care in the discipline of Family Medicine?*
7. *How much effort is required to complete the research study?*

Each research project submitted will be assessed according to the seven criteria listed above by a selection panel. Each criterion may attract a different weighting to be decided by the selection panel. Please send your submission either

By post to Research Committee, HKCFP, Rm 803-4, 8/F, HKAM Jockey Club Building,
99 Wong Chuk Hang Road, Aberdeen, Hong Kong;

Or, **by email** to CrystalYung@hkcfp.org.hk

DEADLINE OF SUBMISSION: 29th March, 2019

Supported by HKCFP Foundation Fund

HKCFP Research Fellowship 2019

Introduction

The HKCFP Research Fellowship was established by the Hong Kong College of Family Physicians to promote research in Family Medicine. The Grant is up to the value of HK\$ 100,000. Applicants are expected to have regular contact with a nominated supervisor with Master or equivalent degree or above.

Eligibility

Applicants for the HKCFP Research Fellowship must be active Fellow, Full Member or Associate Member of the HKCFP. New and emerging researchers are particularly encouraged to apply. However, full-time academic staff of Universities would not be eligible to apply.

Selection criteria

Application potential will be judged on*:

- Training potential of applicants
- Relevance to family medicine and community health
- Quality
- Value for money
- Completeness (incomplete or late applications will not be assessed further)

** Please note that new researchers and those at an early stage of their research careers are defined as those who have not led a major research project or have fewer than 5 years of research experience.*

How to apply

1. Application form, terms and conditions of the Fellowship can be downloaded from www.hkcfp.org.hk or obtained from the College Secretariat, HKCFP at Rm 803-4, 8/F, HKAM Jockey Club Building, 99 Wong Chuk Hang Road, Aberdeen, Hong Kong. Tel: 2871 8899 Fax: 2866 0616
2. Applicants must submit:
 - The completed application form;
 - The signed terms and conditions of the HKCFP Research Fellowship;
 - Curriculum vitae from the principal investigator;
 - Curriculum vitae from the co-investigator(s) (no more than two pages) AND,
 - Curriculum vitae from the supervisor.
3. Applications close on: **29th March, 2019**. Late applications will not be accepted.
4. Applications can be either sent:
By post to Research Committee, The Hong Kong College of Family Physicians, Rm 803-4, 8/F, HKAM Jockey Club Building, 99 Wong Chuk Hang Road, Aberdeen, Hong Kong; Or, **by email** to CrystalYung@hkcfp.org.hk

Supported by HKCFP Foundation Fund

Interest Group in Dermatology – The 68th Meeting on 5 January 2019

Dr. Chan Wing Yi - College Member

**Topic : Eczema Treatment for Primary Care
– Topical Role in Holistic Approach**

Speaker : Dr. Wu Wai Fuk
Specialist in Dermatology and Venereology

Moderator : Dr. Lam Wing Wo, Board of Education

Learning Points

Dr. Wu started off by giving a very detailed account on the pathogenesis and clinical features of atopic eczema/ dermatitis (AD), followed by the strategies for better management.

AD is indeed one of the most commonly encountered dermatological conditions in our daily practice. It is a chronic relapsing pruritic inflammatory skin condition that affects all age groups. Thus, maintaining a good quality long-term remission should be the shared objective between physicians and patients. There are mainly 2 main hypotheses on the pathogenesis of atopic eczema: 1) **Primary immune system dysfunction**; 2) **Primary skin barrier dysfunction**.

As for AD skin care maintenance, the use of emollients is crucial as maintenance treatment and prevention of flares. There are newer topical agents that are designed to target specific skin barrier function defects observed in AD. They have distinct ratios of lipids that mimic endogenous compositions. Preservatives are essential in water-based products, such as creams and lotions, causing skin irritations. Ointments on the other hand, though more greasy, are generally well tolerated as they contain less preservatives. Bleach water bath (in 0.005% bleach) may be considered in children with AD with infective components or at risk of infection. However, necessary precaution is stressed during patient education as its misuse would worsen the condition.

Topical steroids are the first-line treatment of AD flares as short term therapy. Tapering can be initiated once the itch has largely improved.

Detrimental effects may arise with prolonged and inappropriate use. Yet, poor compliance due to steroid phobia should be adequately addressed to avoid under-treatment. Topical calcineurin inhibitors (TCI), e.g. 0.1% tacrolimus ointment and 1% pimecrolimus cream, are alternative or additional therapeutic approaches to topical steroids without their unwanted side effects.

Traditionally, anti-inflammatory topical therapy is used to lesional skin only and is stopped or tapered once visible lesions subside. Proactive treatment, the new AD treatment approach, constitutes a combination of predefined, long-term, anti-inflammatory treatment applied usually twice a week to previously affected skin with liberal use of emollients. As such, intermittent use of topical steroids (e.g. twice a week) may be used safely for at least 20 weeks as a proactive therapy to prevent flares. Tacrolimus ointment has also been shown to be safe and effective as a proactive therapy (e.g. twice a week) for up to 1 year in reducing flares and improving the quality of life in both children and adults.

Dr. Wu then ended the talk by sharing a number of interesting clinical cases to remind us the important differential diagnoses to be considered in patients presenting with “apparently eczematous rash”, e.g. drug eruption, psoriasis, cutaneous T-cell lymphoma etc.

Next meeting

The next meeting will be on 16 March 2019 (Saturday). The guest speaker is Dr. Chan Hau Ngai, Kingsley, a Specialist in Dermatology and Venereology, who will speak to us on “Review in Cosmetic Dermatology and Post-Treatment Skin Care”. All members are welcome and encouraged to present their cases and problems for discussions or role play. Please send your cases to our secretariat (teresaliu@hkcfp.org.hk) 2 weeks before the date of presentation.

- Activities are supported by HKCFP Foundation Fund.
- Please wear a surgical mask if you have respiratory tract infection and confirm that you are afebrile before coming to the meeting.
- Please wear an appropriate dress code to the hotel for the Scientific Meeting.
- Private video recording is not allowed. Members, who wish to review the lecture, please contact our Secretariat.

Advanced Primary Care Life Support (APCLS) Training and Examination Workshop 2019

As required by the Royal Australian College of General Practitioners (RACGP), CPR training course needs to have advance component on airway management, neck support and automated external defibrillation (AED) on top of basic life support. In order to align with our Sister College (RACGP) and in achievement of reciprocal recognition in Conjoint Fellowship Examination and Quality Assurance Certificate, the CPR Subcommittee of the Board of Education is pleased to announce that an enhanced CPR course, the Advanced Primary Care Life Support (APCLS) had been launched since 2017.

APCLS course materials have been endorsed by HKCFP Council in 2015 and the Resuscitation Council of Hong Kong (RCHK) in 2016. The course aims to widen the scope of our existing CPR training course by adding several important elements: use of automated external defibrillator (AED), use of airways adjuncts and dealing with initial trauma care through use of neck support.

TWO APCLS Training and Examination Workshops will be held in 2019 (**23-24 February 2019 and 30-31 March 2019**).

As no one is guaranteed to pass in the first attempt, members who plan to sit for the 2019 Conjoint Examination are strongly advised to register in our APCLS session. Members are reminded that a valid HKCFP APCLS Certificate is a pre-requisite for enrolment of the Conjoint Examination. Members who plan to sit for the 2018 Conjoint Examination are also reminded to check the validity of their HKCFP APCLS Certificate to make sure that it is valid at the time of application and also at the time Clinical Examination. HKCFP APCLS certificates are valid for 2 years.

2nd Announcement: February College News

23 - 24 February 2019 / 30-31 March 2019
Saturday and Sunday

APCLS Training and Examination Workshop

Time	2:00 p.m. - 6:00 p.m.
Venue	8/F, Duke of Windsor Social Service Building, 15 Hennessy Road, Wanchai, Hong Kong
Talks	1. Advanced Primary Care Life Support-Principles and Techniques 2. Advances in CPR and use of Automated External Defibrillator (AED) 3. Use of Airway Insertion and Cervical Injury Management 4. Updates in Guidelines
Training	Hands-on training, supervised by HKCFP APCLS Instructors
Accreditation	3 CME Points HKCFP (Cat. 4.4) 3 CPD Points HKCFP (Cat. 3.11) for passing the APCLS Examination
Co-organizer	Resuscitation Council of Hong Kong
Capacity	36 doctors

Admission Fee:

Members and Non-members
(Attend Training and Examination Workshop) **HK\$900.00***

*Those who have attended the Annual Refresher Course on 11 Dec 2018, a HK\$250 discount would be offered.

Members with Expired APCLS certificate issued by HKCFP
(Attend Training and Examination Workshop) **HK\$500.00**

All cheques should be made payable to "HKCFP Education Ltd".

All fees received are non-refundable and non-transferable.

Applicant please fill in the registration form available from College website: http://www.hkcfp.org.hk/pages_9_463.html. Successful candidates will be awarded an APCLS Certificate valid for 2 years, which is also accredited by the Resuscitation Council of Hong Kong. Please contact Ms. Katie Lam at 2871 8899 for registration on/ before **19 February 2019 (Tuesday) for February session** and **22 March 2019 (Friday) for March session**.

LATE APPLICATIONS WILL NOT BE ENTERTAINED.

Conjoint application deadline: 10 April 2019

* **REMARKS:** 1. You are not allowed to take the APCLS training workshop and examination during your pregnancy. 2. Priority will be given to candidates, who have applied 2019 Conjoint HKCFP/RACGP Fellowship Examination and the Diploma of Family Medicine Examination (2018-19).

5 March 2019

Tuesday

Prediabetes - Insights to prevent a preventable disease

Prof. Paolo Pozzilli, MD

*Professor of Endocrinology & Metabolic Diseases,
University Campus Bio-Medico, Rome*

Chairman	Dr. Tsui Hing Sing, Robert The Hong Kong College of Family Physicians	
Time	1:00 p.m. - 2:00 p.m.	Registration and Lunch
	2:00 p.m. - 3:30 p.m.	Lecture and Discussion
Venue	Maggie Room, 2/F, Eaton Hotel, 380 Nathan Road, Jordan, Kowloon	
Admission Fee	College Fellow, Full or Associate Members	Free (\$50 Enrollment deposit is required)
	Other Categories of Members	HK\$ 450.00
	Non-Members	HK\$ 550.00
	All fees received are non-refundable and non-transferable.	
Accreditation	1 CME point HKCFP (Cat. 4.3) 1 CME point MCHK Up to 2 CPD points (Subject to submission of satisfactory report of Professional Development Log)	

Register Online

Language | Lecture will be conducted in English.

Registration | **Registration will be first come first served. Please reserve your seat as soon as possible.**

Sponsored by
Merck Pharmaceutical (HK) Ltd

9 March 2019

Saturday

Board of Education Interest Group in Counselling

Aim	(1) To form a regular platform for interactive sharing and discussion of various counseling cases commonly seen in our daily practice; (2) To booster the competencies in counseling of family practitioners through case discussion and practising self awareness
Theme	Circle of Security - Parenting from an Attachment Perspective
Speakers	Dr. Fung Wai Ching, Aurelius Specialist in Paediatrics
Moderator	Dr. Lau Wai Yee, Aster The Hong Kong College of Family Physicians

Time	Part A 2:30 pm to 4:00 pm Lecture Part B 4:00 pm to 4:30 pm Discussion
Venue	8/F, Duke of Windsor Social Service Building, 15 Hennessy Road, Wan Chai, Hong Kong
Admission Fee	Members Free Non – members HK\$ 300.00 HKAM Registrants HK\$ 150.00 All fees received are non-refundable and non-transferable.
Accreditation	2 CME points HKCFP (Cat. 4.3) 2 CPD points HKCFP (Cat. 3.15) 2 CME points MCHK
Language	Lecture will be conducted in Cantonese.
Registration	Registration will be first come first served. Please reserve your seat as soon as possible.
Note	Participants are encouraged to present own cases for discussion. Please forward your cases to the Coordinator via the College secretariat 2 weeks prior to meeting. Participants are expected to take an active role in discussion during the workshop. Participants will be awarded CME for attendance in Part A of workshop and CPD for Part B.

Register Online

Language	Lecture will be conducted in English and Cantonese.
Registration	Registration will be first come first served. Please reserve your seat as soon as possible.
Note	Participants are encouraged to present own cases for discussion. Please forward your cases to the Coordinator via the College secretariat 2 weeks prior to meeting. Participants are expected to take an active role in discussion during the workshop. Participants will be awarded CME for attendance in Part A of workshop and CPD for Part B.

HKCFP would like to thank HKMA for supporting this educational activity.

Sponsored by
GlaxoSmithKline Consumer Healthcare (HK) Limited

16 March 2019 Saturday

Board of Education Interest Group in Dermatology

Aim	To form a regular platform for interactive sharing and discussion of interesting dermatological cases commonly seen in our daily practice
Theme	Review in Cosmetic Dermatology and Post-Treatment Skin Care
Speakers	Dr. Chan Hau Ngai, Kingsley Specialist in Dermatology and Venereology
Co-ordinator & Chairman	Dr. Lam Wing Wo The Hong Kong College of Family Physicians
Time	1:00 p.m. - 2:00 p.m. Lunch 2:00 p.m. - 3:30 p.m. Lecture (Part A) 3:30 p.m. - 4:00 p.m. Discussion (Part B)
Venue	5/F, Duke of Windsor Social Service Building, 15 Hennessy Road, Wanchai, Hong Kong
Admission Fee	Members Free Non – members HK\$ 300.00 HKAM Registrants HK\$ 150.00 All fees received are non-refundable and non-transferable.
Accreditation	2 CME points HKCFP (Cat. 4.3) 2 CPD points HKCFP (Cat. 3.15) 2 CME points MCHK

Register Online

23 March 2019 Saturday

Board of Education Interest Group in Medical Humanities

Aim	To form a regular platform for sharing and developing knowledge and skill in the medical humanities
Theme	From Humanities to Doctor Patient relationship 從人文文化看醫患關係
Speakers	Dr. Chan Suen Ho, Mark General Practitioner and Honorary Clinical Associate Professor, CUHK
Time	Part A 2:15 pm to 3:45 pm Lecture Part B 3:45 pm to 4:15 pm Discussion
Venue	8/F, Duke of Windsor Social Service Building, 15 Hennessy Road, Wanchai, Hong Kong
Admission Fee	Members Free Non – members HK\$ 300.00 HKAM Registrants HK\$ 150.00 All fees received are non-refundable and non-transferable.
Accreditation	2 CME points HKCFP (Cat. 4.3) 2 CPD points HKCFP (Cat. 3.15) 2 CME points MCHK
Language	Lecture will be conducted in English and Cantonese.
Registration	Registration will be first come first served. Please reserve your seat as soon as possible.
Note	Participants are encouraged to present own cases for discussion. Please forward your cases to the Coordinator via the College secretariat 2 weeks prior to meeting. Participants are expected to take an active role in discussion during the workshop. Participants will be awarded CME for attendance in Part A of workshop and CPD for Part B.

Register Online

Monthly Video Viewing Session

Monthly video viewing sessions will be scheduled on the last Friday of each month at 2:30 – 3:30 p.m. at 8/F, Duke of Windsor Social Service Building, 15 Hennessy Road, Wanchai, Hong Kong.

February's session:

Date	22 February 2019 (Friday)
Time	2:30 p.m. - 3:30 p.m.
Topic	"Management of Atrial Fibrillation in Primary Care" by Dr. Chan Chi Kin, William
Admission	Free for Members
Accreditation	1 CME point HKCFP (Cat. 4.2) 1 CME point MCHK Up to 2 CPD points (Subject to submission of satisfactory report of Professional Development Log)
Language	Lecture will be conducted in English.

Register Online

March's session:

Date	29 March 2019 (Friday)
Time	2:30 p.m. - 3:30 p.m.
Topic	"Dermatology Case Studies (Part 1)" by Dr. Lam Yuk Keung
Admission	Free for Members
Accreditation	1 CME point HKCFP (Cat. 4.2) 1 CME point MCHK Up to 2 CPD points (Subject to submission of satisfactory report of Professional Development Log)
Language	Lecture will be conducted in Cantonese.

Register Online

Community Education Programme

Open and free to all members
HKCFP CME points accreditation (Cat 5.2)

Date/Time/CME	Venue	Topic/Speaker/Co-organizer	Registration
9 March 2019 2:15 – 4:15 pm	Training Room II, 1/F, OPD Block, Our Lady of Maryknoll Hospital, 118 Shatin Pass Road, Wong Tai Sin, Kowloon	Inflammatory skin conditions in primary care Dr. IP Fong Cheng, Francis Specialist in Dermatology and Venereology, Department of Health	Ms. Clara Tsang Tel: 2354 2440



4TH AMM-AMS-HKAM TRIPARTITE CONGRESS CUM
53RD SINGAPORE-MALAYSIA CONGRESS OF MEDICINE & HONG KONG PRIMARY CARE CONFERENCE 2019

“People-centred Care: Towards value-based innovations”

6-8 December 2019 (Friday-Sunday)

Hong Kong Academy of Medicine Jockey Club Building, 99 Wong Chuk Hang Road, Hong Kong

Full Paper Competition

We cordially invite your participation in the **Full Paper Competition** of the Conference 2019. The Competition is a long-standing tradition of the College's Annual Conference for promoting and recognizing well-designed, innovative research, which bears potential impact on clinical practice or development of primary care. This year, we will have TWO Awards:

AWARDS

Best Research Paper Award

Best Trainee Research Paper Award

The Conference 2019 Organizing Committee will invite renowned scholars as judges to review the participating papers.

Each awardee will be presented a Certificate of Award at the opening ceremony of Conference 2019.

ELIGIBILITY AND AUTHOR GUIDELINES

To be eligible for participation in the Full Paper Competition, **the first author of the paper must meet ALL of the following conditions:**

- (1) The author must be a member of the HKCFP and register at the Conference;
- (2) The author completes the majority of the research and writing for the paper;
- (3) The author has not used the paper to apply for other awards.

The participating paper should be a full-length article. It should include a structured abstract of no more than 250 words. The text should contain 2,000 - 3,000 words, organized as **INTRODUCTION, METHODOLOGY, RESULTS and DISCUSSION**. It should consist of no more than 5 illustrations (tables/figures). Only electronic versions are accepted. The full paper should be typed in 12 point size in Microsoft Word format.

For **Best Trainee Research Paper Award**, additional eligibility applies:

- (1) The first author must be a trainee of HKCFP or within 3 years of completion of vocational training;
- (2) For higher trainees who are submitting their Exit Examination research project for this Competition, they must have submitted their project to the Specialty Board and have passed the research segment of the Exit Examination.

AWARD SELECTION CRITERION

Each paper will be evaluated against the following criteria:

- (1) Academic rigor of the paper (e.g. originality, methodology, organization and presentation).
- (2) Relevance and impact to primary care (e.g. importance of the topic and the impact of the findings on the practice or development of primary care).

HOW TO SUBMIT

Please **download the Full Paper Submission Form from the Conference Website** <http://tripartitecongress2019hk.com/>.

By Email – Attach the full paper with the completed “Full Paper Submission Form” and send to TC2019HK_Scientific@hkcfp.org.hk. All entries will be acknowledged on receipt.

For enquiry, please do not hesitate to contact our conference secretariat, Ms. Suki Lung or Ms. Crystal Yung, at 2871 8899 or by email TC2019HK_Scientific@hkcfp.org.hk.

SUBMISSION DEADLINE

31 May 2019 (Friday)

“We look forward to receiving your research articles!”



4TH AMM-AMS-HKAM TRIPARTITE CONGRESS CUM
53RD SINGAPORE-MALAYSIA CONGRESS OF MEDICINE & HONG KONG PRIMARY CARE CONFERENCE 2019
“People-centred Care: Towards value-based innovations”

6-8 December 2019 (Friday-Sunday)

Hong Kong Academy of Medicine Jockey Club Building, 99 Wong Chuk Hang Road, Hong Kong

Free Paper Competition

Apart from the Full Paper Competition, we also have the **Free Paper Competition** which sees many pioneering research ideas, pilot studies and thought provoking case studies, commentaries and stimulating discussions. The Free Paper Competition is one of the highlights of the Conference and can be in the form of **ORAL** presentation or **POSTER** presentation. We look forward to your active participation in the Free Paper Competition.

AWARDS

Best Oral Presentation Award.

Best Poster Presentation Award.

Both the winners will receive a **Certificate of Award**.

Author Guidelines

- The presentation of the free paper can be in the form of **ORAL** presentation or **POSTER** presentation. (The details of oral or poster presentation will be announced later.)
- Electronic version is preferred for abstracts. Abstract should be typed in 12-point size in Microsoft Word format. Handwritten abstracts will NOT be accepted.
- The abstract must not exceed 300 words, and must be organized as follows: **TITLE, AUTHOR(S), INTRODUCTION, METHOD, RESULTS and DISCUSSION**. Commentaries and discussion papers need not follow the above format apart from the TITLE and AUTHOR(S).
- Authors' full names and affiliations must be specified. Surnames should be printed in bold.
- All abstracts must be submitted in English. All accepted abstracts must be presented in English.

ELIGIBILITY REQUIREMENTS

To be eligible for participation in the free paper presentation, **the first author of the paper must meet ALL of the following conditions:**

- (1) The author must register at the Conference;
- (2) The author completes the majority of the research and writing for the paper
- (3) The author has not used the paper to apply for other awards.
- (4) The Organizing Committee will have the right of final decision on the acceptance of an abstract.
- (5) Only **ONE** designated presenter can present the accepted abstract. Co-authors are welcome to register and attend the session of the conference.

AWARD SELECTION CRITERIA

For the **Best Oral Presentation Award**, each oral presentation will be evaluated against the following criteria:

- (1) Quality and thoroughness of research methods used to generate findings;
- (2) Quality of visual presentation if applied;
- (3) Relevance, innovation and impact to primary care.

For the **Best Poster Presentation Award**, each poster will be evaluated against the following criteria:

- (1) Quality of visual presentation (poster layout);
- (2) Quality and thoroughness of research methods used to generate findings;
- (3) Relevance, innovation and impact to primary care.

HOW TO SUBMIT

Please **download the Abstract Submission Form from the Conference Website** <http://tripartitecongress2019hk.com/>.

By Email – Attach the abstract with the completed “Abstract Submission Form” and send to TC2019HK_Scientific@hkcfp.org.hk.
All entries will be acknowledged on receipt.

For enquiry, please do not hesitate to contact our conference secretariat, Ms. Suki Lung or Ms. Crystal Yung, at 2871 8899 or by email TC2019HK_Scientific@hkcfp.org.hk.

SUBMISSION DEADLINE

31 May 2019 (Friday)



**4TH AMM-AMS-HKAM TRIPARTITE CONGRESS CUM
53RD SINGAPORE-MALAYSIA CONGRESS OF MEDICINE & HONG KONG PRIMARY CARE CONFERENCE 2019**
“People-centred Care: Towards value-based innovations”

6-8 December 2019 (Friday-Sunday)

Hong Kong Academy of Medicine Jockey Club Building, 99 Wong Chuk Hang Road, Hong Kong

Clinical Case Presentation Competition

Following the success of the **Clinical Case Presentation Competition** in past HKPCCs since 2012. The Organizing Committee of the upcoming Conference 2019 is honored to organize the Clinical Case Presentation Competition again this year!

The Presentation can be in the form of individual or group presentation with up to 5 people per group. The details of the Presentation are listed as below. We look forward to your active participation in the Clinical Case Presentation.

COMPETITION OUTLINE

- (1) Target participants: Doctors, nurses, physiotherapists, clinical psychologist, occupational therapists, dieticians, podiatrists and any other allied health professionals.
- (2) Presentation materials: Any kinds of clinical cases relevant to primary care.
- (3) Presentation format: In the form of individual presentation, role-play, drama or any other possible format for 15 minutes. Either individual or group presentation with up to 5 people per group is acceptable.
- (4) The Organizing Committee has the right of final decision on acceptance of the cases for the presentation.

AWARDS

CPD/ CME points will be granted to all speakers and group members.

The Best Presentation Award winner will receive **a Certificate of Award**.

ELIGIBILITY REQUIREMENTS

To be eligible for participation in the Clinical Case Presentation Competition, the presenter must meet ALL the following conditions:

- (1) The presenter must register at the Conference.
- (2) The presentation should be the original work of the participants.
- (3) The candidates should have submitted their presentation proposals prior to the Conference.

AWARD SELECTION CRITERIA

Each presentation proposal should state the theme, and outline of presentation, format (e.g. role-play, drama, video), language and rundown.

Each presentation will be evaluated against the following criteria -

- (1) Quality of presentation.
- (2) Content of presentation: Relevance and impact to primary care, presentation skills and time management, enhancement to patient care in daily practice and useful take home message.

HOW TO SUBMIT

- **The entry form can be downloaded from our Conference Website: <http://tripartitecongress2019hk.com/>.**
- **For submission the completed entry form and a presentation proposal should be emailed to "TC2019HK_Scientific@hkcfp.org.hk" not later than **31 May 2019 (Friday)**. All entries will be acknowledged on receipt.**
- **The presentation material should be submitted prior to the Conference secretariat **on or before 15 August 2019 (Thursday)**.**
- **If you have any questions concerning the "Clinical Case Presentation", please contact our conference secretariat, Ms. Suki Lung or Ms. Crystal Yung, at 2871 8899 or by email [email TC2019HK_Scientific@hkcfp.org.hk](mailto:TC2019HK_Scientific@hkcfp.org.hk).**

ENTRY FORM, PRESENTATION PROPOSAL SUBMISSION DEADLINE

31 May 2019 (Friday)

PRESENTATION MATERIAL SUBMISSION DEADLINE

15 August 2019 (Thursday)

Structured Education Programmes

Free to members
HKCFP 2 CME points accreditation (Cat 4.3)

Date/Time/CME	Venue	Topic/Speaker(s)	Registration
6 March 2019 (Wed)			
2:00 – 5:00 p.m.	Conference Room 3, G/F, Block M, Queen Elizabeth Hospital	Management of Menopausal Symptoms (including Traditional and Overseas Remedies) Dr. Siu Wing Yee & Dr. Zhu Yin	Ms. Emily Lau Tel: 3506 8610
2:30 – 5:00 p.m.	SB1034, 1/F, Special Block, Tuen Mun Hospital	Update Management of Urological Disease - LUTS and Urological Stone Diseases Dr. Chan Cho Shan	Ms. Eliza Chan Tel: 2468 6813
2:30 – 5:30 p.m.	Auditorium, G/F, Hospital Main Block, Tseung Kwan O Hospital	Care of Patient with Chronic Disease, Role of Family Doctor in Continuity Care Dr. Wong Yu Man, Tracy & Dr. Luk Sze Wan, Candy	Ms Polly Tai Tel: 3949 3430
5:00 – 7:00 p.m.	Lecture Theatre, 5/F, Tsan Yuk Hospital	Nutrient Supplements for Preventive Purpose (Evidence Review) Dr. Natasha Liu	Ms. Cherry Wong Tel: 2589 2337
5:30 – 7:30 p.m.	Seminar Room, 3/F, Li Ka Shing Specialist Clinic, Prince of Wales Hospital	Cervical Cancer Screening Dr. Fung Yat Wang, Andrew & Dr. Fan Wei Chen, Kevin	Ms. Carmen Kwong Tel: 2632 4371
7 March 2019 (Thu)			
4:30 – 6:00 p.m.	SB1034, 1/F, Special Block, Tuen Mun Hospital	Invitation of OT/Dietitian for Services in CHC/CCC Dr. Ng Ngai Mui & Dr. Kwok Vincci	Ms. Eliza Chan Tel: 2468 6813
5:00 – 7:00 p.m.	Room 041, 2 nd Floor, Pamela Youde Nethersole Eastern Hospital	Update on Management of Respiratory Disease: Asthma/COAD Dr. Chan Yuen Ling Carrie	Ms W L Kwong Tel: 2595 6941
13 March 2019 (Wed)			
2:00 – 5:00 p.m.	Conference Room 3, G/F, Block M, Queen Elizabeth Hospital	Family Life Cycle: Family Physician's Role and Challenges in Each Cycle Dr. Chuang Chi Kit & Dr. Jiao Fangfang	Ms. Emily Lau Tel: 3506 8610
2:30 – 5:00 p.m.	SB1034, 1/F, Special Block, Tuen Mun Hospital	Dermatological Emergencies Dr. Yap Tsun Hee	Ms. Eliza Chan Tel: 2468 6813
2:30 – 5:30 p.m.	Auditorium, G/F, Hospital Main Block, Tseung Kwan O Hospital	Management of Menopausal Symptoms Dr. Lim Martina & Dr. Chang Hsu Wei	Ms Polly Tai Tel: 3949 3430
5:30 – 7:30 p.m.	Lecture Theatre, 5/F, Tsan Yuk Hospital	Allied Health Talk- Dietitian Dr. Jimmy Sy	Ms. Carmen Kwong Tel: 2632 4371
14 March 2019 (Thu)			
4:30 – 6:00 p.m.	SB1034, 1/F, Special Block, Tuen Mun Hospital	Neurology Emergency Dr. Ng Kai Man & Dr. Lau Lai Na	Ms. Eliza Chan Tel: 2468 6813
5:00 – 7:00 p.m.	Room 041, 2 nd Floor, Pamela Youde Nethersole Eastern Hospital	Common Symptom Complaint: Weight Change Dr. Tai Lik	Ms W L Kwong Tel: 2595 6941
20 March 2019 (Wed)			
2:00 – 5:00 p.m.	Room 7, 8/F, Yau Ma Tei GOPC	Consultation Enhancement (Physical examination: Eye and Video consultation) Dr. Lee Wing Lam & Dr. Chan Fung Yuen	Ms. Emily Lau Tel: 3506 8610
2:30 – 5:00 p.m.	SB1034, 1/F, Special Block, Tuen Mun Hospital	Medical Record and Sick Leave Issue Arise from Primary Care Consultation Dr. Hong Ka Yi	Ms. Eliza Chan Tel: 2468 6813
2:30 – 5:30 p.m.	Auditorium, G/F, Hospital Main Block, Tseung Kwan O Hospital	Environmental Hazards and Drug Poisoning Dr. Chan Ki Fung, Dickson & Dr. Lai Ho Yeung, Kelvin	Ms Polly Tai Tel: 3949 3430
5:30 – 7:30 p.m.	Seminar Room, 3/F, Li Ka Shing Specialist Clinic, Prince of Wales Hospital	Management of Thyroid Problem in FM Dr. Mak Ho Yin, Ronald & Dr. Leung Wai Yan, Viola	Ms. Carmen Kwong Tel: 2632 4371
21 March 2019 (Thu)			
4:30 – 6:00 p.m.	SB1034, 1/F, Special Block, Tuen Mun Hospital	Screening for Diabetic Retinopathy: How to Interpret Retinal Photo Dr. Yip Pui Leung & Dr. Lee Hoi Ying	Ms. Eliza Chan Tel: 2468 6813
5:00 – 7:00 p.m.	Room 041, 2 nd Floor, Pamela Youde Nethersole Eastern Hospital	Emergency Care in Sports Medicine Dr. Fong Pak Yiu, Hugo	Ms W L Kwong Tel: 2595 6941
27 March 2019 (Wed)			
2:00 – 5:00 p.m.	Room 7, 8/F, Yau Ma Tei GOPC	Common Symptoms in Orthopaedics (1) (LBP, Neck Pain, Shoulder Pain) Dr. Leung Kwan Wai, Amas & Dr. Wang William Hansen	Ms. Emily Lau Tel: 3506 8610
2:30 – 5:00 p.m.	SB1034, 1/F, Special Block, Tuen Mun Hospital	Call Back and Reminder System in Daily Practice Dr. Tsang Kam Wah	Ms. Eliza Chan Tel: 2468 6813
2:30 – 5:30 p.m.	Auditorium, G/F, Hospital Main Block, Tseung Kwan O Hospital	Common Symptoms in Medicine (Headache, Numbness) Dr. Wong Chung Ming, Tom & Dr. Li Wing Chi, Gigi	Ms Polly Tai Tel: 3949 3430
5:00 – 7:00 p.m.	Lecture Theatre, 5/F, Tsan Yuk Hospital	Post-Partum Care Dr. Kelvin Cheung	Ms. Cherry Wong Tel: 2589 2337
5:30 – 7:30 p.m.	Seminar Room, 3/F, Li Ka Shing Specialist Clinic, Prince of Wales Hospital	Common Orthopaedic Examination Dr. So Fong Tat	Ms. Carmen Kwong Tel: 2632 4371
28 March 2019 (Thu)			
4:30 – 6:00 p.m.	SB1034, 1/F, Special Block, Tuen Mun Hospital	Complaints Management Dr. Tang Hoi Yan & Dr. Lee Kar Fai	Ms. Eliza Chan Tel: 2468 6813
5:00 – 7:00 p.m.	Room 041, 2 nd Floor, Pamela Youde Nethersole Eastern Hospital	Management of an Infertile Couple Dr. Lo Ka Man, Michelle	Ms W L Kwong Tel: 2595 6941

COLLEGE CALENDAR

Sunday	Monday	Tuesday	Wednesday	Thursday	Friday	Saturday
10 Feb	11	12	13 2:15 – 7:30 p.m. Structured Education Programme	14 2:15 – 7:00 p.m. Structured Education Programme	15	16 2:30 – 5:30 p.m. DFM Module III - Practice Management
17 2:30 – 4:30 p.m. Certificate Course on End-of-life Care for Primary Care Doctors	18	19	20 2:15 – 7:30 p.m. Structured Education Programme	21 2:15 – 7:00 p.m. Structured Education Programme 9:00 p.m. Board of Conjoint Examination Meeting	22 2:30 – 3:30 p.m. Video Session	23 2:00 – 6:00 p.m. Advanced Primary Care Life Support (APCLS) Training and Examination Workshop 2019 2:30 – 4:30 p.m. Higher Training Introductory Seminar
24 2:00 – 6:00 p.m. Advanced Primary Care Life Support (APCLS) Training and Examination Workshop 2019	25	26 6:30 – 9:30 p.m. Dinner Symposium 9:00 p.m. Board of DFM Meeting	27 2:15 – 7:30 p.m. Structured Education Programme	28 2:15 – 7:00 p.m. Structured Education Programme 8:30 p.m. Council Meeting Membership annual subscription fee early-bird rate deadline	1 Mar	2 2:30 – 5:30 p.m. DFM Module III - Anticipatory Care
3 2:30 – 4:30 p.m. End-of-life Certificate Course	4	5 1:00 – 3:30 p.m. CME Lecture	6 2:15 – 7:30 p.m. Structured Education Programme	7 2:15 – 7:00 p.m. Structured Education Programme	8	9 2:30 – 4:30 p.m. Interest Group in Counselling 2:30 – 6:00 p.m. DFM Pre Exam Workshop I
10	11	12	13 2:15 – 7:30 p.m. Structured Education Programme	14 2:15 – 7:00 p.m. Structured Education Programme	15	16 1:00 – 4:00 p.m. Interest Group in Dermatology 2:30 – 6:00 p.m. DFM Pre Exam Workshop II
17 2:30 – 4:30 p.m. End-of-life Certificate Course	18	19	20 2:15 – 7:30 p.m. Structured Education Programme	21 2:15 – 7:00 p.m. Structured Education Programme 8:30 p.m. Council Meeting	22	23 2:00 – 4:00 p.m. Interest Group in Medical Humanities
24	25	26	27 2:15 – 7:30 p.m. Structured Education Programme	28 2:15 – 7:00 p.m. Structured Education Programme	29 2:30 – 3:30 p.m. Video Session 6:30 p.m. DFM Standardization Workshop	30 2:00 – 6:00 p.m. Advanced Primary Care Life Support (APCLS) Training and Examination Workshop 2019
31 2:00 – 6:00 p.m. Advanced Primary Care Life Support (APCLS) Training and Examination Workshop 2019	1 Apr	2	3	4 8:00 p.m. Specialty Board Meeting	5	6

FP LINKS EDITORIAL BOARD 2018

Board Advisor : Dr. Wendy Tsui	Feature:	Dr. David Cheng <i>Section Editor</i>	Dr. Tam John Hugh <i>Deputy Section Editor</i>
	News Corner:	Dr. Sze Hon Ho <i>Section Editor</i>	Dr. Natalie Siu <i>Deputy Section Editor</i>
Chief Editor : Dr. Catherine Ng	After Hours:	Dr. Judy Cheng <i>Section Editor</i>	Dr. Yip Tze Hung <i>Deputy Section Editor</i>
	WONCA Express:	Dr. Ho Ka Ming <i>Section Editor</i>	Dr. Fok Peter Anthony <i>Deputy Section Editor</i>
Deputy Editors: Dr. Anita Fan Prof. Martin Wong Dr. Natalie Yuen	Photo Gallery:	Dr. Maria Leung <i>Section Editor</i>	Dr. Christina Cheuk <i>Deputy Section Editor</i>
	Board of Education News:	Dr. Alvin Chan <i>Section Editor</i>	
	Board Members:	Dr. Chan Man Li Dr. Heidi Fung Dr. Alfred Kwong Dr. Law Tung Chi	Dr. Ngai Ka Ho Dr. Sin Ming Chuen Dr. Tsui Hiu Fa



Back row (left to right): Dr. Sin Ming Chuen, Ms. Alky Yu, Dr. Sze Hon Ho, Dr. David Cheng, Dr. Fok Peter Anthony, Dr. Cheuk Christina, Dr. Tam John Hugh and Dr. Ken Ho

Front row (left to right): Dr. Heidi Fung, Dr. Wendy Tsui, Dr. Catherine Ng, Dr. Anita Fan and Dr. Natalie Siu

Red : Education Programmes by Board of Education
Green : Community & Structured Education Programmes
Purple : College Activities

To find out more, contact us:

www.hkcfp.org.hk 2871 8899

hkcfp@hkcfp.org.hk

Find us on facebook.

The Hong Kong College of Family Physicians

Restricted to members of HKCFP. The views expressed in the Family Physicians Links represent personal view only and are not necessarily shared by the College or the publishers. Copyrights reserved.

Contact and Advertisement Enquiry Ms. Alky Yu
Tel: 2871 8899 Fax: 2866 0616
E-mail: alkyyu@hkcfp.org.hk

The Hong Kong College of Family Physicians
Room 803-4, 8th Floor, HKAM Jockey Club Building, 99 Wong Chuk Hang Road, Hong Kong