



THE HONG KONG
COLLEGE OF
FAMILY PHYSICIANS

FP Links

Issue 154
December 2016

- 01 [Message from the President](#)
- 02 [College News:](#)
 - 02 QA & A Committee News
 - 03 QA & A Committee News (Con't.), Classified Advertisement
 - 04 Call for Nominations – HKCFP Honorary Fellowship 2017
 - 05 Specialty Board News, HKCFP Photography Club News, Board of Vocational Training and Standards News
 - 06 Meeting Highlights
- 07 [HKCFP Souvenirs Order Form](#)
- 08 [Feature: Well-Presented Texture-Modified Diet](#)
- 09 [News Corner: Not sure if need further investigations for COPD? A 5 – item questionnaire and peak expiratory flow are the only things that you need!](#)
- 10 [Learning Points from Board of Education – Interest Group in Dermatology – The 56th Meeting on 5 November 2016](#)
- 11 [Board of Education News](#)
- 16 [College Calendar](#)

Message from the President



The Council Election was successfully completed and the ballot was opened on 16 November. Nearly 40% of our members had casted their vote. This was a good turnout and I am grateful to all of you for making this election successful. My executive team consists of Dr. David Chao, Dr. Lau Ho Lim, Prof. William Wong and

Dr. Billy Chiu. They all have very good administrative experience and I am sure the team will fulfill the increasing demand of the College duties. Dr. Alvin Chan, Dr. Mary Kwong and Dr. Wendy Tsui, all are indispensable members of the Council and are re-elected. Newly elected Council members are Dr. Chan Chi Wai Edmond, Dr. Fan Yuen Man Cecilia, Dr. Liang Jun and Dr. Lo Sze Mon Dana. Whenever there is an election, there is a farewell: Dr. Chan Kin Ling, Dr. Quincy Yuen and Dr. Tony Lee will be leaving us temporarily. Dr. Chan Kin Ling was one of the longest serving members of the Council and my best friend who never failed to guide me in my difficult times. I wish they can continue to serve the College's Boards and Committees with all their vast knowledge.

Our 39th anniversary annual dinner was again held at the Hong Kong Academy of Medicine on Sunday 4th December 2016. Our masters of ceremonies were Dr. Maria Leung

and Dr. Matthew Luk. This year Dr. Cynthia Chan and her husband joined us from Canada. Despite her health problem, Cynthia looked fabulous and I hope she makes a complete recovery and joins us again next year. Rather than rock music, we had the "jazz trio performance" led by our ex-President Dr. John Chung and his two friends, Mr. Mark Leung and Mr. Barry Lam. Everyone had a swinging good time. There were nearly 200 guests, members and fellows having a very enjoyable evening. I must thank Dr. David Chao and our secretaries again for organizing this annual event with great success.

Last month I met Prof. David Weller, the visiting Professor in Family Medicine, the University of Hong Kong. Prof. Weller is the James Mackenzie Professor of General Practice and Director of the Centre for Population Health at the University of Edinburgh. His main research interests are in cancer and 'medically unexplained symptoms'. His work in cancer focuses on the role of primary care in screening, early diagnosis and management. This visiting Professorship is sponsored by the College and it has been money well spent over the past few years. David told me the first time he had to work on Saturday was in Hong Kong! College members and fellows will certainly benefit from his presence to enhance their medical teaching.

Dr. Angus MW CHAN
President



39th HKCFP Annual Dinner



QA & A Committee News

CME/CPD Compliance

Please find attached a more correct version of CME/CPD requirement as appended below, and our apology for any inconvenience caused.

Dear Friends and Colleagues,

This message just acts as a reminder to all our Members and Fellows to obtain adequate points of CME/CPD when the 3 year QA cycle (2014 – 2016) will end by this month (31 December 2016).

In order to be eligible for the CME Certificate, do remember that you have to achieve **30 CME/CPD points**. As for the QA Certificate every 3 years, the minimal requirement is **90 points** in a 3 year cycle, inclusive of **30 CPD points**. Kindly note that all HKAM Fellows are required to obtain **90 points** minimum mark, inclusive of **at least 15 CPD points** in a 3-year cycle.

For members who enrolled in HKCFP/RACGP Reciprocal Recognition Programme and considered to practice in Australia, please be reminded that attending one Cardiopulmonary Resuscitation (CPR) course is required by RACGP. Please view the RACGP website <http://www.racgp.org.au/education/> for details.

There are also many enquiries concerning the way to gain CPD points, the following lists the examples of gaining CPD points for members' and fellows' reference:

- Continuous Professional Development (CPD) Logs
 - I. self-appraisal activities on lectures, seminars and workshops organized by the Board of Education
 - II. reading journal articles published in the HK Practitioner or HK Medical Journal
 - III. Evidence Based Practice (EBP) report with the reference to a journal article published in the HK Practitioner, the HK Medical Journal, or in an indexed or refereed Medical Journal
 - IV. Practice Audit, Review and Appraisal; including Clinical Audit, Evidence-Based Medical Protocol and Preventive Care Audit
 - V. Structured learning activities, such as Portfolio For Self Learning Plan
- Activities related to Teaching, Educational Development and Research
 - I. Teaching / Tutoring medical students in family medicine
 - II. Clinical supervisor of vocational trainees in Family Medicine
 - III. Acting as examiner for the Conjoint HKCFP / RACGP Fellowship Examination or HKCFP Exit Examination
 - IV. Being a CPR instructor of the Assessment Enhancement Course organize by the College
 - V. Being a moderator or speaker
 - VI. Being a chairperson / speaker of the pre-approved small discussion group
 - VII. Research work related to the field of General Practice / Family Medicine
 - VIII. Publishing journal articles, books or theses
- Activities related to Professional Development, such as demonstration of competence in family medicine by completing a course of study and passing the Conjoint HKCFP/RACGP Fellowship Examination, Specialty Board Exit examination, the basic life support(CPR) assessment organized by the College, diploma examinations organized by the College, passing professional examination (Membership / Fellowship, etc) or academic examination (Diploma / Master Degree, etc) relevant to General Practice/Family Medicine
- Activities related to Quality Development; including participating in a quality assurance activity, exercise, workshop or clinical attachment organized by the College

All the forms can be downloaded from our website: http://www.hkcfp.org.hk/pages_5_84.html. You may also refer to the "The Regulation for Award of Quality Assurance" at http://www.hkcfp.org.hk/Upload/Documents/QA/Regulations_2014-2016.pdf for more detail information.

Thank you.

Dr King Chan
Chairman, Quality Assurance & Accreditation Committee



QA & A Committee News (Con't)

MCHK CME Programme for Practising Doctors who are not taking CME Programme for Specialists

Dear Members,

We received many enquiries from our members about managing their MCHK CME Programme for Practising Doctors who are not taking CME Programme for Specialists under the College's administration.

The College Council discussed this matter and agreed in a recent Council meeting to provide related assistance starting from January 2017 to those members who would like to use the Hong Kong Academy of Medicine (HKAM) as Administrator of your MCHK CME Programme for Practising Doctors who are not taking CME Programme for Specialists

Members who opt for using HKAM as your MCHK CME administrator through HKCFP, shall note and agree to the following:

1. *MCHK registrants have the responsibility to liaise with your current CME Administrator (HKMA, DU, and DH) for the necessary procedures in relation to change of the CME Administrator.*
2. *Transfer of the CME Points from the previous CME Administrator can be arranged normally only after a year of programme has completed.*
3. *In case of any discrepancy of the accredited CME Points between the College and the other Administrators, the College reserves the right of the final decision on the accredited CME Points.*

As the College is required to report the CME Points to HKAM every 6 months,

4. *Members who will attend overseas conferences are required to*
 - (i) *submit the details of the conference to the College for CME accreditation at least one month before the commencement of the conference; and*
 - (ii) *submit the record of the attendance within one month of the completion of the conference.*
5. *Members who are going to undertake self-study are requested to submit the details of the programme within one month of the completion of the self-study.*
6. *MCHK CME registrants should continue to sign on the respective HKAM CME attendance record sheet for CME record purpose as usual. To help the secretariat to well distinguish our members from others, please leave your HKCFP membership no or simply put "HKCFP" in the column of HKAM.*

Your submission may not be accredited if you fail to comply with the above-mentioned rules.

The service is FREE of charge for members. In case of any discrepancy of the accredited CME Points, the College's accreditation is final.

Members who agree their MCHK CME records to be managed by the College, please download the Registration Consent Form at www.hkcfp.org.hk > Download > CME/CPD and return the completed form to the College Secretariat cmecpd@hkcfp.org.hk asap in order to facilitate the arrangement.

HKCFP Secretariat

Classified Advertisement

Invites applicants for full-time doctor in Evangel Hospital – shift-duty in General Out-patient throughout the week and on-site overnight call. Please send C.V. and enquiry to hr@evanhosp.org.hk.



CALL FOR NOMINATIONS – HKCFP HONORARY FELLOWSHIP 2017

Dear College members,

Nominations are called for the HKCFP award of Honorary Fellowship for 2017.

This is an award to be conferred for persons of distinction or members of the community who have rendered distinguished services, directly or indirectly, to the college or to the advancement of general / family practice.

The candidate may be nominated to Council through the Nomination Committee as chaired by President. Such election will require the unanimous vote of members of Council in **March 2017** Council Meeting.

You are invited to send your suggestions with detailed reasons, and your personal contact to President Dr. Angus Chan directly via email to AngusChan@hkcfp.org.hk by **28 February 2017** (Tuesday).

Thank you.

Dr. William Wong
Honorary Secretary



Come and Join UMP

UMP Healthcare Group is one of the leading medical panels and physician-governed healthcare groups in Hong Kong, Macau and China. We are expanding and looking for healthcare professionals who share our vision to join us.

Full time & Part-Time Family Physicians are welcome.

- Commercial districts in Kowloon & Hong Kong
- Flexible working Hours
- Regular office hours (Off Sunday and Public holidays)

We offer:

- An attractive remuneration package
- An extensive and growing clientele
- A hassle free practice supported by our dedicated clinic management and IT teams
- An excellent career growth & development

Interest physicians, please email your resume to hr@ump.com.hk or fax to 2868 3327.

Your application and information provided will be handled in strict confidence.



Kowloon East Cluster, Hospital Authority

Resident Specialist (Family Medicine)

Job Ref. KEC/C050/16

Office: Department of Family Medicine and Primary Health Care, Kowloon East Cluster
Pay: HK\$63,704 to HK\$132,484 per month (including Monthly Allowance) [HGPS Pt 30-44B]
(See Remarks 1)

Key Responsibilities

1. Provide clinical and related services in the specialty.
2. Assist in supervising other Residents undergoing specialist training.
3. Assist in undertaking administrative work.
4. Undergo continuing medical education and professional development.

Entry Requirements

1. A qualification registrable in Hong Kong under the Medical Registration Ordinance.
2. FHKAM (Family Medicine) and registered in the Specialist Register of the Medical Council of Hong Kong.

Preferred Attributes / Exposure

Staff members in the rank are expected to meet the 4 core competencies set for the Resident post. They are:

- | | |
|--------------------------------|--------------------------------|
| 1. Functional competency. | 2. Personal competency. |
| 3. People and team competency. | 4. Organization effectiveness. |

Remarks

1. If selected for appointment, may be offered HGPS point 40 at HK\$102,462 per month (including Monthly Allowance) or above, on appointment depending on his / her years of relevant experience and subject to approval of the CCE.
2. The selected candidate will be offered contract appointment for up to 3 years. Up to 15% of total basic salary (after deducting the contribution of Mandatory Provident Fund by Hospital Authority) as end-of-contract gratuity may be offered upon satisfactory completion of contract.
3. May be required to work shifts and irregular hours as well as to perform on-call duties.
4. The renewal / extension of appointment will be subject to service needs, availability of funding and job performance.
5. May be required to wear N95 mask and Personal Protective Equipment upon discharge of duties

Please submit on-line application
https://erecruit.ha.org.hk/career/Default.asp?PID=3&AC=HKHA&EC=HA_Adm&GC=HAADM&JobID=23532&LID=1&WD5A62566775083542 on or before **31 March 2017**. For enquiries, please telephone 3949 5232.



The Hong Kong Poison Control Network (HKPCN) is made up of the Hong Kong Poison Information Centre (HKPIC)




at UCH, the Poison Treatment Centre at PWH, the Toxicology Reference Laboratory at PMH and the Toxicovigilance Section of the DH.



<http://www.hkpcn.org.hk/>

For 24 hour professional consultation on poison information and management advice, please call HKPIC hotline.



Specialty Board News

Preparatory Workshop on Practice Assessment (PA) – for 2018/2019 Exit Examinations

The Specialty Board is pleased to announce the Preparatory Workshop on Practice Assessment (PA) of Exit Examination of Vocational Training in Family Medicine. The meeting will give participants an insight on preparing for Practice Assessment (PA) Segment Session I in the coming 2 years. **ALL potential candidates** (who are planning to sit for Exit Examination 2018 or 2019) are strongly encouraged to attend.

Date : 21 January 2017 (Saturday)
 Time : 2:00 p.m.
 Venue : Rm 802, 8/F, Duke of Windsor Social Services Building, 15 Hennessy Road, Wanchai
 Speaker : Dr. Luk Kam Hung, Segment Coordinator of Practice Assessment

For registration or queries, please contact the board secretaries Alky or Carman by email alkyyu@hkcfp.org.hk and carmentong@hkcfp.org.hk.

Dr. Wendy Tsui
 Chairlady, Specialty Board

HKCFP Photography Club – Survey

The HKCFP Photography Club would like to collect members' views on its photography activities. We would be most grateful if you could help us to complete a simple 5-question survey via the following link:

Link: <http://d.pr/BWgF>

Thank you very much for your kind participation.

Looking forward to seeing you in the future activities!

QR code:



Dr David Chao
 HKCFP Photography Club
 Internal Affairs Committee
 Hong Kong College of Family Physicians



Board of Vocational Training and Standards News

Reminder: Submission of Annual Checklist for Basic Training

To all Basic Trainees,

Please be reminded that all basic trainees must submit the annual checklist to the Board of Vocational Training and Standards **either** by registered post OR in-person on or **BEFORE 31 January 2017 (Tuesday)**. Late submission will not be accepted.

The training experience of 2016 will not be accredited if the trainee fails to submit the checklist on or before the deadline.

Should you have any enquiries, please feel free to contact Ms. Carmen Tong or Ms. Charlotte Cheung at 2871 8899.

Basic Training Subcommittee
 Board of Vocational Training & Standards



Meeting Highlights

Interest Group in Dermatology

Dr. Or Chi Kong, Specialist in Plastic Surgery, delivered a lecture on "Clinic minor operation, how to do it better?" on 5 November 2016.



Dr. Lam Wing Wo (left, Moderator) presenting the souvenir to Dr. Or Chi Kong (right, Speaker) during the lecture on 5 November 2016

CME Lecture on 10 November 2016

Dr. Chan Yung, Davis, Specialist in Dermatology and Venereology, delivered a lecture on "Atopic Dermatitis & Seborrheic Dermatitis Management in Hong Kong" on 10 November 2016.



Dr. Lau Wai Yee, Aster (right, Moderator) presenting the souvenir to Dr. Chan Yung, Davis (left, Speaker) during the lecture on 10 November 2016

Interest Group in Evidence-Based Medicine (EBM)

Dr. Ko Siu Hin, Jack, delivered a lecture on "What Cancer Screening would you Recommend to your Patients" on 26 November 2016.



Dr. Lee Wan Tsi, Francis (2nd from the left, Moderator), Dr. Hui Lai Chi, Primus (1st from the left) and Dr. Lau Wai Yee, Aster (1st from the right, Board Member) presenting the souvenir to Dr. Ko Siu Hin, Jack (2nd from the right, Speaker) during the lecture on 26 November 2016

Annual Refresher Course 2016

The 1st session of the Annual Refresher Course 2016 with the theme of "Diabetes and Osteoporosis" was held on 20 November 2016. Dr. Rose Ting, Specialist in Endocrinology, Diabetes and Metabolism, delivered a lecture on "Diabetes and Brain" and Dr. Wan Man Choi, Specialist in Rheumatology, delivered a lecture on "Postmenopausal Osteoporosis Continuum: How Do We Choose between SERMs and Bisphosphonates for Different Patients?" respectively.



Dr. Chan Chun Yuk, Alvin (left, Moderator) presenting a souvenir to Dr. Rose Ting (right, Speaker) during the lecture on 20 November 2016



Dr. Chan Chun Yuk, Alvin (left, Moderator) presenting a souvenir to Dr. Wan Man Choi (right, Speaker) during the lecture on 20 November 2016

The 2nd session of the Annual Refresher Course 2016 with the theme of "Diabetes Management" was held on 22 November 2016. Dr. Yung Chee Unn, Jonathan, Specialist in Nephrology, delivered a lecture on "How to prevent your patients from Diabetic Nephropathy?"



Dr. Ma Ping Kwan, Danny (left, Moderator) presenting a souvenir to Dr. Yung Chee Unn, Jonathan (right, Speaker) during the lecture on 22 November 2016

The 3rd session of the Annual Refresher Course 2016 with the theme of "Colorectal Cancer Screening" was held on 24 November 2016. Prof. David Weller, Professor, College of Medicine & Veterinary Medicine, University of Edinburgh, delivered a lecture on "Updates on Colorectal Cancer Screening - Role of the Primary Care Doctor"



Dr. Stephen Foo (right, Censor) presenting a souvenir to Prof. David Weller (left, Speaker) during the lecture on 24 November 2016

The 4th session of the Annual Refresher Course 2016 with the theme of "Diabetes Management" was held on 27 November 2016. Dr. Michele Yuen, Specialist in Endocrinology, Diabetes & Metabolism, delivered a lecture on "Management of Diabetes in Daily Practice" and Dr. Chan Hon Wah Raymond, Senior Consultant, Department of Medicine, Queen Mary Hospital, delivered a lecture on "CV Risk Management in Diabetes" respectively.



Dr. Hung Wai Yin (left, Moderator) presenting a souvenir to Dr. Michele Yuen (right, Speaker) during the lecture on 27 November 2016



Dr. Hung Wai Yin (left, Moderator) presenting a souvenir to Dr. Chan Hon Wah Raymond (right, Speaker) during the lecture on 27 November 2016









THE HONG KONG COLLEGE OF FAMILY PHYSICIANS

SOUVENIRS ORDER FORM

(The form is available at www.hkcfp.org.hk)

(Please complete and return this form by email to membership@hkcfp.org.hk or fax to (852) 2866 0616)

Tie		Scarf	
			

Item	Quality	Size	Price (HK\$) (Non-member)	Price (HK\$) (Member)	Quantity	Sub Total (HK\$)
Tie	100% Silk	8.5 x 147cm	HK\$100	HK\$90		
Scarf	100% Silk	74 x 74 cm	HK\$150	HK\$135		
Grand Total:						

(All Prices not include postage fee)

Grand Total:

Delivery Method (please ✓ as appropriate)

<input type="checkbox"/>	Self-Collection from College	<input type="checkbox"/>	Wong Chuk Hang Office (Office Hour: Mon – Fri, 9:00 – 17:30)
		<input type="checkbox"/>	Wan Chai Office (please contact the Secretariat at 2871 8899)
<input type="checkbox"/>	Local Posting Service* (Less than 1kg)	<input type="checkbox"/>	HK\$25 (Local Mail)
		<input type="checkbox"/>	HK\$38 (Local Registered Mail)

*Subject to standard postal rate of Hong Kong Post Office for further weight increments

Contact Details

Name : _____

Tel : _____

Email : _____

Member ID : _____

Delivery Address : _____

Total Price

Souvenirs	HK\$
Delivery Charges	HK\$
Total to-pay	HK\$

Payment Method

- Full payment by crossed-cheque payable to:
The Hong Kong College of Family Physicians
- | | |
|-------------|--|
| Cheque No.: | |
| Bank: | |
- Please mail the cheque to: **The Hong Kong College of Family Physicians, Room 803-4, 8/F, HKAM Jockey Club Building, 99 Wong Chuk Hang Road, Aberdeen, Hong Kong.**



Well-Presented Texture-Modified Diet

Dr. John-Hugh Tam, Specialist of Family Medicine

Dysphagia (difficulty swallowing) is a well-known consequence in elderly with various medical conditions such as stroke, progressive neurodegenerative diseases and dementia. If not properly handled, dysphagia is commonly associated with dehydration and aspiration pneumonia, and can cause early death. Inadequate intake due to the dysphagia would also cause malnutrition, which further associates with poorer clinical outcomes, such as:

- Sarcopenia (Degenerative loss of skeletal / cardiac / respiratory muscle mass)
- Increased risk of osteoporosis and reduced muscle strength leading to and increased falls / fracture risks
- Impaired immune system¹⁻³
- Delayed wound healing⁴
- Reduced quality of life, increased complications and increased hospital admissions rate

It is often said that “we first eat with our eyes” (a famous expression from the 1st Century Roman gourmand Apicius), with the first experiences in the meal and dining process being the aroma and the sight of the food. For dysphagic individuals on puréed or blenderised diet, poor food presentation can be one of the common factors that contribute towards disinterest, unhappiness and sometimes anger and food refusal.

Figure 1 -
The traditional
purée diet



Since 2013, the dietitian services in St. James' Settlement had spent efforts on improving the appearance of these texture-modified foods (in Chinese terms, these well-presented texture-modified meals are called 『精緻軟餐』). The project involved using 'food molds' shaped into the form of the food ingredients. The new process involved filling the molds with the specific food ingredient, then snap-freezing the product. The item could then be turned-out of the mold, regenerated and presented as an individual serve, with the other similarly produced items, on the plate. The texture-modified food dishes visually closely resemble normal diet, which is more presentable to the diner.



Figure 2 -
Various well-
presented
texture-modified
meals: The main
ingredients
including Pork,
Fish, Chicken,
Choy Sum and
Pumpkin

Under the support of the Chinese University of Hong Kong's Department of Medicine and Therapeutics, initial case reviews⁵ (Phase 1 of the study from June 2013 - September 2013, and Phase 2 from October 2013 - April 2014) were done by the dietitians in St. James' Settlement, which concluded that in comparison with traditional dysphagic diet, well-presented texture-modified diet can improve food intake, nutritional parameters, satisfaction and quality of lives of local dysphagic elderly in residential homes.

Figure 3 -
Samples of
well-presented
texture-modified
meals being
mass produced
in real practice



For those who are interested to know more about well-presented texture-modified diet and how it can be implemented in community settings, here is the link you can visit and read more about the topic - http://sjsdiet.sjs.org.hk/?page_id=1084

Acknowledgement: Dietitian services in St. James' Settlement for sharing of their ideas and works on this interesting project.

References and Further Related Readings:

1. Fakhir S, Ahmad P, Faridi MA, Rattan A. "Cell-mediated immune responses in malnourished host." *J Trop Paediatr.* 1989;35:175-178.
2. Ozkan H, Olgun M, Sasmaz E, Abacioglu H, Okuyan M, Cevik N. "Nutrition immunity and infections: T lymphocyte subpopulations in protein-energy malnutrition." *J Trop Paediatr.* 1993;39:257-260.
3. Chandra RK, Newberne PM. "Nutrition Immunity and Infection: Mechanisms of Interactions." New York: Plenum Press; 1977.
4. Stechmiller JK. "Understanding the role of nutrition and wound healing" *Nutr Clin Pract.* 2010 Feb;25(1):61-8. doi: 10.1177/0884533609358997.
5. Wilson WY So, Cora YM Wong, Timothy CY Kwok. "The effect of well-presented texture-modified diet (Happy Meal) on nutrition status and food enjoyment of dysphagic elderly" Study abstract available online on http://sjsdiet.sjs.org.hk/?page_id=1084
6. 聖雅各福群會 社區營養服務及教育中心《吃得好•精緻軟餐計劃 成果報告(編號06130085)》 Available online on http://sjsdiet.sjs.org.hk/?page_id=1084
7. 譚仲豪醫生《讓我吃得有尊嚴》，信報，二零一六年七月七日C2 頁。 Passage also available on <http://lj.hkej.com/healthbeauty/article/id/1340349/>
8. 黃綺雯《健康在您手：精緻軟餐 增長者食欲》，東方日報，2015年9月23日。 Passage also available on http://orientaldaily.on.cc/cnt/news/20150923/00176_102.html
9. Speech Pathology Australia. "Australian Standards for Texture Modified Foods and Fluids." Available on http://daa.asn.au/wp-content/uploads/2015/03/A3_Aus-Standards-Food-and-Fluids-Poster-Check-2.pdf
10. Dietitians Association of Australia. "Australian standardised definitions and terminology for texture-modified foods and fluids" *Nutrition & Dietetics* 2007; 64 [Suppl. 2]: S64-S76.



Not sure if need further investigations for COPD? A 5-item questionnaire and peak expiratory flow are the only things that you need!

Chronic obstructive pulmonary disease (COPD) is a debilitating chronic disease and not uncommonly present to primary care with symptoms like cough and shortness of breath.

There is evidence suggesting that this disease entity is under-diagnosed in primary care setting and they are identified only during exacerbations or after significant loss of lung function. An earlier identification of unrecognized COPD patients is therefore important for subsequent investigations e.g. spirometry, and effective interventions.

In the busy primary care practice, simple and efficient ways that can serve this purpose are needed and a study sheds light on this with a 5-item questionnaire and peak expiratory flow (PEF).

It is a multi-site, cross-sectional, prospective case-control study conducted in U.S. pulmonary and primary care clinics, recruiting subjects from primary care settings.

Cases are defined as those who are diagnosed to have COPD and have ≥ 1 exacerbation past year (group 1) or have FEV1 $< 60\%$ predicted without exacerbation in the past year (group 2).

On the other hand, those with no COPD (group 3) or mild COPD (FEV1 $\geq 60\%$) with no exacerbation in the past year (group 4) are recruited as controls.

When developing the questionnaire, a comprehensive literature review and qualitative interviews with patients from the target population are conducted. 44 candidate items are then identified. All items are dichotomous (yes/no), with the exception of frequency of respiratory events.

Random forests analysis is deployed to derive the best smallest set of questions from the 44 items.

Performance properties of PEF were also assessed, including relationship to spirometry, and GOLD (Global Initiative for Chronic Obstructive Lung Disease) airflow limitation categories.

5 items are finally selected for the final version of questionnaire which is named as CAPTURE (COPD Assessment in Primary Care To Identify Undiagnosed Respiratory Disease and Exacerbation Risk), as shown in Fig. 1 below.

Fig. 1 CAPTURE TM

For each question, place an X in the box with the answer that is best for you. There are no right or wrong answers, only answers which are right for you.

Please answer each question	No (0)	Yes (1)
1. Have you ever lived or worked in a place with dirty or polluted air, smoke, second-hand smoke, or dust?	<input type="checkbox"/>	<input type="checkbox"/>
2. Does your breathing change with seasons, weather, or air quality?	<input type="checkbox"/>	<input type="checkbox"/>
3. Does your breathing make it difficult to do things such as carry heavy loads, shovel dirt or snow, jog, play tennis, or swim?	<input type="checkbox"/>	<input type="checkbox"/>
4. Compared to others your age, do you tire easily?	<input type="checkbox"/>	<input type="checkbox"/>
	0 (0)	1 (1)
		2 or more (2)
5. In the past 12 months, how many times did you miss work, school, or other activities due to a cold, bronchitis, or pneumonia?	<input type="checkbox"/>	<input type="checkbox"/>

N.B.

The number in bracket: Score for each category

Total score = Sum of the scores (lowest: 0; highest: 6)

Following this, predictive precision estimates are used to test the questionnaire and find out the optimal cutoff PEF values.

CAPTURE scores are found to be significantly related to spirometry, COPD Assessment Test (CAT) and modified medical research council dyspnea scale (mMRC) ratings.

PEF is also found to be significantly correlated with spirometric values, and differentiated GOLD categories. But it is unable to differentiate COPD patients with previous exacerbation from COPD cases with an FEV1 $< 60\%$ predicted. The optimal cutoff values of PEF (males $< 350\text{L}/\text{min}$; females $< 250\text{L}/\text{min}$) were set.

The sensitivity (SN) and specificity (SP) data are featured in the following tables 1 and 2.

Table 1:

Cases versus all controls (group 1+2 vs group 3+4)		
	SN	SP
CAPTURE	95.7%	44.4%
PEF (males $< 350\text{L}/\text{min}$; females $< 250\text{L}/\text{min}$)	88.0%	77.5%
CAPTURE + PEF	89.7%	78.1%

Table 2:

Cases versus no-COPD controls (group 1+2 vs group 3)		
	SN	SP
CAPTURE	95.7%	67.8%
PEF (males $< 350\text{L}/\text{min}$; females $< 250\text{L}/\text{min}$)	88.0%	90.8%
CAPTURE + PEF	89.7%	93.1%

The study proposes that those with high marks (5-6) should be referred for definitive tests e.g. spirometry, while those with low marks (0-1) have low risk and don't require further evaluation.

It suggests further PEF testing for those who score 2 to 4 in CAPTURE to optimize sensitivity, specificity and efficiency.

This study has no attempt to generate a severity measure or diagnostic test for COPD. It only serves as a tool for case finding, followed by additional and definitive diagnostic testing for suspected cases.

Furthermore, the generalizability of this approach remains to be seen and should be tested in a broader number of primary care practices. There is no data either on whether those picked up would benefit from earlier treatment.

The questionnaire is in English and any Cantonese/Chinese version requires further validation before application.

But this paves the way for development of a user-friendly clinical tool to provide an instant risk assessment and hopefully, an earlier intervention and health benefit to our COPD patients.

Reference:

- Martinez F, Mannino D, Leidy N. A New Approach for Identifying Patients with Undiagnosed Chronic Obstructive Pulmonary Disease [Internet]. <http://www.atsjournals.org>. 2016 [cited 15 November 2016]. Available from: <http://www.atsjournals.org/doi/10.1164/rccm.201603-06220C>

Compiled by Dr. CHENG Chun Sing, David



Interest Group in Dermatology – The 56th Meeting on 5 November 2016

Dr. Kevin Au-yeung - College Members

Theme : **Clinic minor operation: how to do it better**

Speaker : Dr. Or Chi Kong
Specialist in Plastic Surgery

Moderator: Dr. Lam Wing Wo, Board of Education

Learning Points:

Dr. Or shared with us his experience on how to better perform minor operations in Family Medicine clinics. Dr. Or discussed on different aspects of a minor operation including pre-operative evaluation and preparation, the minor operation itself, and post-operative care.

Providing outpatient minor operations to our patients begins with identifying patients who are suitable for outpatient surgery. A thorough preoperative evaluation of the patients' presenting pathology and of the patients' comorbid conditions is required. When diagnosing the presenting skin lesion, we need to identify whether the lesion is dermal or subcutaneous. It is also important to identify whether the lesion is infected, malignant or have a high risk for scarring.

Another important aspect in providing minor surgeries for our patients is the preoperative preparation. Thorough explanation of the procedure should be given to patients and consent obtained. Taking preoperative digital photos of the lesion should be considered, especially if it is over conspicuous areas. Furthermore, we need to ensure that we have the proper equipment to perform our minor operation. This includes appropriate skin markers, operation table / couch, lighting, and visual aids. Our clinics should also have proper instruments for the minor surgery, sterilization equipment for the instruments, anaesthetics / sedatives, vital sign monitors, and resuscitation equipment and medications. Dr. Or emphasized on the importance of keeping the resuscitation medications up to date. Storing all equipment and medications necessary for resuscitation together enables us to be ready to resuscitate the patient as soon as possible when necessary.

When performing the minor operation, we need to first use appropriate antiseptic solutions. Afterwards, we need to provide proper local anaesthetics injection. Dr. Or suggested to use the smallest needle size possible for the injection and advised against the practice of bending needles for injection. Dr. Or also suggested buffering the anaesthetic with sodium bicarbonate to reduce the pain on injection. Dr. Or also reminded us that when choosing the local anaesthetics, those with addition of adrenaline can slow down the absorption of the local anaesthetic. When using lignocaine with adrenaline, the dosage should not exceed 7 mg/kg. However, it is important to keep in mind the contraindications to adrenaline such as in conditions where the production or exacerbation of tachycardia may

prove fatal or in obstetrics when maternal blood pressure exceeds 130/80mmHg. It is also contraindicated for use in parts of the body which have compromised blood supply or supplied by end arteries. We should be aware of local anaesthetic toxicity signs and symptoms. If due to accidental intravascular injection, the toxic effect will be obvious within 1-3 minutes. If due to overdosage, the effects will be delayed as the peak plasma concentration may not be reached till 20-30 minutes. Toxicity effects may begin with circumoral paraesthesia or numbness of the tongue. Hypotension and bradycardia may be noted in the patients. If toxicity occurs, we need to stop injection immediately. If convulsions occur, we need to adhere to the ABC principle and anticonvulsants may be administered intravenously.

When performing the incision, we need to know whether it needs to be intralesional or extralesional. Dr. Or suggested use blunt dissection as much as possible to minimize bleeding. Utilisation of diathermy may also be considered for maintaining haemostasis.

Dr. Or also discussed with us the different suture materials. In general, natural materials will cause more tissue reaction leading to inflammatory reaction. Multifilament sutures are more likely to promote infection, therefore contraindicated in closure of contaminated wounds. However, monofilament may be more difficult during knot-tying. Moreover, care needs to be exercised when handling monofilament sutures as damage with needle holders or forceps can weaken them. Absorption occurs by enzymatic degradation of natural materials and by hydrolysis of synthetic materials. Hydrolysis causes less tissue reaction. Dr. Or also reviewed with us the different suturing techniques such as simple interrupted, simple running, running locked vertical mattress, and running subcuticular.

After the minor operation, before discharging the patient, we should check the dressing for any bleeding, check the patient's general condition, give post-operative medications and instructions, and arrange for follow up appointment, dressing, and removal of stitches. In general, the greater the tension across the wound, the longer the suture should remain in place. The following are the number of days the sutures should remain in place for different areas of the body: face – 5 to 7 days, neck – 7 days, scalp – 10 days, trunk and upper extremities – 10 to 14 days, lower extremities – 14 to 21 days.

Next Meeting

The next meeting will be on 7 January 2017 (Saturday). Details to be confirmed. All members are welcome and encouraged to present their cases and problems for discussions or role play. Please send your cases to our secretariat (teresaliu@hkcfp.org.hk) 2 weeks before the date of presentation.



Chronic Disease Management & Quality Improvement Training Course for Primary Care Doctors 2016-2017



Cardiovascular problems, geriatric problems and psychological conditions are the common chronic diseases that primary care doctors would encounter daily. The Primary Care Office (PCO) of Department of Health and the Hong Kong College of Family Physicians (HKCFP) are pleased to jointly organize the Chronic Disease Management (CDM) Training Course for Primary Care Doctors to update their knowledge and enhance the skills in better managing patients with common chronic conditions.

The course objectives are to:

- ✧ Promote adoption of the reference frameworks published by PCO since 2010
- ✧ Provide up-to-date information on chronic disease management in primary care
- ✧ Provide training & opportunity for primary care providers to perform clinical audit in order to improve the quality of patient care

Course Outline

The course consists of 3 Sunday afternoon symposiums and 1 community centre visit with the following details:

Theme and Dates	Topics	Speakers
Preventive Care <i>18 December 2016, Sunday</i>	Colorectal Cancer Screening	Prof. Wong Chi Sang, Martin Director, CUHK Jockey Club Bowel Cancer Education Centre The Chinese University of Hong Kong
	Elderly Preventive Care	Dr. Chan Suen Ho, Mark General Practitioner, Private Practice
Chronic Diseases <i>8 January 2017, Sunday</i>	Updates on Hypertension Management	Prof. Tse Hung Fat William MW Mong Professorship in Cardiology, Chair of Cardiovascular Medicine, Department of Medicine, The university of Hong Kong
	Clinical Audit - From Design to Implementation	Prof. Lam Lo Kuen, Cindy Danny D B Ho Professor in Family Medicine Head, Department of Family Medicine and Primary Care, The University of Hong Kong
Mental Health <i>22 January 2017, Sunday</i>	Managing Common Mental Health Conditions in Primary Care	Dr. Chu Wai Sing, Daniel Specialist in Family Medicine
Community Centre visit	Diabetes Hongkong:	17 or 18 January 2017 (Tue or Wed) 2:00 – 3:00pm
	HK Alzheimer's Disease Association:	Tsuen Wan Centre: 21 February 2017 (Tue) or Tseung Kwan O Centre: 23 February 2016 (Thu) 2:00 – 3:00pm

Venue for symposiums : Jade Ballroom, 2/F, Eaton Hotel, 380 Nathan Road, Jordan, Kowloon

Time : 1:00p.m. - 2:00p.m. Registration & Lunch
2:00p.m. - 4:00p.m. Lecture & Discussion

Accreditation : 2 CME points HKCFP (pending)
2 CME points MCHK (pending)
Up to 2 CPD points (Subject to submission of satisfactory report of Professional Development Log)

Award:

1. Participants who have attended **75% or more** of all sessions (including the site visit) will be awarded a "Certificate of Attendance" by HKCFP and PCO.
2. An elective course will be offered to participants who have obtained the certificate of attendance, and have completed and returned the clinical data collection sheet.

Interested participants, please turn over for the registration





香港家庭醫學學院
THE HONG KONG COLLEGE OF FAMILY PHYSICIANS
Co-organized with
PRIMARY CARE OFFICE, DEPARTMENT OF HEALTH
衛生署 基層醫療統籌處



Chronic Disease Management & Quality Improvement Training Course for Primary Care Doctors 2016-2017

REGISTRATION FORM

To : HKCFP, Rooms 803 - 4, 8/F, HKAM Jockey Club Building, 99 Wong Chuk Hang Road, Hong Kong

Fax : 2866 0616 / Tel: 2871 8899

I would like to attend the CDM symposium(s) and / or site visit on the following Date(s) (Please as appropriate)

1 st Symposium on Preventive Care	2 nd Symposium on Chronic Diseases	3 rd Symposium on Mental Health
<input type="checkbox"/> 18 December 2016 (Sun)	<input type="checkbox"/> 8 January 2017 (Sun)	<input type="checkbox"/> 22 January 2017 (Sun)

Venue for Symposiums : Jade Ballroom, 2/F, Eaton Hotel, 380 Nathan Road, Jordan, Kowloon

Time : 1:00 – 2:00pm Registration and Lunch
2:00 – 4:00pm Lecture and Discussion

Site Visit (Max. 15 participants for each site visit)

Diabetes Hongkong Time: 2 - 3pm		HK Alzheimer's Disease Association Time: 2 - 3pm	
Rooms 2001-02, 20/F, Times Tower, 928-930 Cheung Sha Wan Road, Kowloon		Tsuen Wan Centre Shop 11-20, G/F Waterside Plaza, 38 Wing Shun Street, Tsuen Wan, NT	Tseung Kwan O Centre Unit 321-326, 3/F, Sau Lam House, Tsui Lam Estate, Tseung Kwan O, NT
<input type="checkbox"/> 17 Jan 2017 (Tue)	<input type="checkbox"/> 18 Jan 2017 (Wed)	<input type="checkbox"/> 21 Feb 2017 (Tue)	<input type="checkbox"/> 23 Feb 2017 (Thu)

Personal Particulars:

Name : _____
Surname (BLOCK LETTERS) Given Name Name in Chinese

HKCFP Member ID (if applicable) : _____ **Primary Care Directory Enrollee:** Yes / No

Correspondence Address : _____

Mobile : _____ Office Telephone : _____ Email : _____

Current Practice:

Private : Solo Group
Government : HA Department of Health Other Institutions (Please specify _____)

NOTES:


- Priority would be given to PCD enrollees. In case of over-subscription, the organisers reserve the right of final decision to allocate places.
- Please return the completed form to the secretariat by fax to 2866 0616 or by post to Rooms 803 - 4, 8/F, HKAM Jockey Club Building, 99 Wong Chuk Hang Road, Hong Kong for registration.
- If application is successful, applicant will receive confirmation email sent to your email address provided above.
- Please wear a surgical mask if you have respiratory tract infection and confirm that you are afebrile before coming to the meeting. Please wear an appropriate dress code to the hotel for the scientific meeting.
- Private video recording is not allowed.

For registration or enquiry, please call the College secretariat, Ms. Teresa Liu or Mr. Jeff Cheng at 2871 8899 or email to teresaliu@hkcfp.org.hk / jeffcheng@hkcfp.org.hk.



- Activities are supported by HKCFP Foundation Fund.
- Please wear a surgical mask if you have respiratory tract infection and confirm that you are afebrile before coming to the meeting.
- Please wear an appropriate dress code to the hotel for the Scientific Meeting.
- Private video recording is not allowed. Members, who wish to review the lecture, please contact our Secretariat.

7 January 2017
Saturday
Board of Education Interest Group in Dermatology

Aim	To form a regular platform for interactive sharing and discussion of interesting dermatological cases commonly seen in our daily practice	
Theme	Patients with Skin Diseases admitted to Hospital	
Speakers	Dr. David Luk Associate Consultant, Department of Paediatrics and Adolescent Medicine United Christian Hospital of Hong Kong	
Co-ordinator & Chairman	Dr. Lam Wing Wo The Hong Kong College of Family Physicians	
Time	1:00 p.m. – 2:00 p.m. Lunch 2:00 p.m. – 4:00 p.m. Theme Presentation & Discussion	
Venue	2/F, The Chinese Club Building, 21-22 Connaught Road, Central, Hong Kong	
Admission Fee	Members Free Non – members HK\$ 300.00 HKAM Registrants HK\$ 150.00	All fees received are non-refundable and non-transferable.
Accreditation	2 CME points HKCFP (Cat. 4.3) 2 CPD points HKCFP (Cat. 3.15) 2 CME points MCHK	
Language	Lecture will be conducted in English and Cantonese.	
Registration	Registration will be first come first served. Please reserve your seat as soon as possible.	
Note	Participants are encouraged to present own cases for discussion. Please forward your cases to the co-ordinator via the College Secretariat 2 weeks prior to meeting.	

12 January 2017
Thursday
Your Patients using Smart Drugs and Mind Enhancers

	Prof. Siu Wa TANG <i>Emeritus Professor of Psychiatry, University of California, Irvine, CA, USA Director, Institute of Brain Medicine (International) President, Hong Kong Society of Biological Psychiatry</i>	
Chairman	Dr. Tsui Hing Sing, Robert The Hong Kong College of Family Physicians	
Time	1:00 p.m. – 1:45 p.m. Registration & Lunch 1:45 p.m. – 3:15 p.m. Lecture and Discussion	
Venue	Ballroom I & II, Level 7, Cordis Hotel Hong Kong, 555 Shanghai Street, Mongkok, Kowloon, Hong Kong	
Admission Fee	College Fellow, Full or Associate Members Free Other Categories of Members HK\$ 350.00 Non-Members HK\$ 450.00	All fees received are non-refundable and non-transferable.
Accreditation	2 CME points HKCFP (Cat. 4.3) 2 CME points MCHK Up to 2 CPD points (Subject to submission of satisfactory report of Professional Development Log)	
Language	Lecture will be conducted in English.	
Registration	Registration will be first come first served. Please reserve your seat as soon as possible.	

Sponsored by
Lundbeck HK Limited

HKCFP would like to thank HKMA for supporting this educational activity.

Monthly Video Viewing Session

Monthly video viewing sessions will be scheduled on the last Friday of each month at 2:30 – 3:30 p.m. at 8/F, Duke of Windsor Social Service Building, 15 Hennessy Road, Wanchai, Hong Kong.

December's session:

Date	30 December 2016 (Friday)	Accreditation	1 CME point HKCFP (Cat. 4.2) 1 CME point MCHK Up to 2 CPD points (Subject to submission of satisfactory report of Professional Development Log)	
Time	2:30 p.m. - 3:30 p.m.	Language	Lecture will be conducted in English.	
Topic	"Role of HMB on healthy Aging" – Dr. Yip Wai Man			
Admission	Free for Members			

Community Education Programme

Open and free to all members
HKCFP CME points accreditation (Cat 5.2)

Date/Time/CME	Venue	Topic/Speaker/Co-organizer	Registration
14 January 2017 2:15 – 4:15 p.m.	Training Room II, 1/F, OPD Block, Our Lady of Maryknoll Hospital, 118 Shatin Pass Road, Wong Tai Sin, Kowloon	Skin problems- Benign and not so benign Dr. CHENG Tin Sik Specialist in Dermatology, Department of Health	Ms. Clara Tsang Tel: 2354 2440



Structured Education Programmes

Free to members

HKCFP 2 CME points accreditation (Cat 4.3)

Date/Time/CME	Venue	Topic/Speaker(s)	Registration
4 January 17 (Wed)			
2:00 – 5:00 p.m.	Conference Room 3, G/F, Block M, Queen Elizabeth Hospital	Bereavement (+ emergency care for psychological crisis) Dr. Mak Ho Yan Queenie & Dr. Chan Kiu Pak Kilpatrick	Ms. Mandy Leung Tel: 3506 8613
2:15 – 4:45 p.m.	AB1034, 1/F, Main Block, Tuen Mun Hospital	Vocational Training Program for Family Medicine in Hong Kong Dr. Chung Ka Chun	Ms. Eliza Chan Tel: 2468 6813
2:30 – 5:30 p.m.	Auditorium, G/F, Hospital Main Block, Tseung Kwan O Hospital	How to break bad news Dr. Lee Shek Hang Henry & Dr. Pun Yat Hei	Ms. Polly Tai Tel: 3949 3430
5 January 17 (Thu)			
4:00 – 6:00 p.m.	Room 614, 6/F, Ambulatory Care Centre, Tuen Mun Hospital	Principle of Family medicine: co-ordinated care and chronic disease management Dr. Hsu Kwok Fai & Dr. Li Shun Hoi	Ms. Eliza Chan Tel: 2468 6813
5:00 – 7:00 p.m.	Room 041, 2/F, Pamela Youde Nethersole Eastern Hospital	Family Therapy Dr. Wu Xiao Qing	Ms. Kwong Tel: 2595 6941
11 January 17 (Wed)			
2:00 – 5:00 p.m.	Conference Room 3, G/F, Block M, Queen Elizabeth Hospital	Introduction to epidemiology and public health Prof. Shelly Tse	Ms. Mandy Leung Tel: 3506 8613
2:15 – 4:45 p.m.	AB1034, 1/F, Main Block, Tuen Mun Hospital	Principle of Family Medicine Dr. Chan Yin Yue	Ms. Eliza Chan Tel: 2468 6813
2:30 – 5:30 p.m.	Auditorium, G/F, Hospital Main Block, Tseung Kwan O Hospital	Occupational Diseases and work-related diseases Dr. Kwan Yu	Ms. Polly Tai Tel: 3949 3430
4:45 – 6:45 p.m.	Lecture Theatre, 5/F, Tsan Yuk Hospital	Daily Management of patients using RAPRIOP Dr. Joyce Lai	Ms. Dorothy Lo Tel: 2589 2339
5:30 – 7:30 p.m.	Seminar Room, 3/F, Li Ka Shing Specialist Clinic, Prince of Wales Hospital	COPD, asthma management and abnormal lung function test Dr. Poon Wing Kwan Sharon	Ms. Carmen Kwong Tel: 2632 4371
12 January 17 (Thu)			
4:00 – 6:00 p.m.	Room 614, 6/F, Ambulatory Care Centre, Tuen Mun Hospital	Difficult Consultation: Case Sharing Dr. Chan Ham & Dr. Ip Chung Ho	Ms. Eliza Chan Tel: 2468 6813
5:00 – 7:00 p.m.	Room 041, 2/F, Pamela Youde Nethersole Eastern Hospital	Managing injury-on-duty patients: theory and practice Dr. Marcus Wong	Ms. Kwong Tel: 2595 6941
18 January 17 (Wed)			
2:00 – 5:00 p.m.	Conference Room 3, G/F, Block M, Queen Elizabeth Hospital	Somatiform disorder, PTSD and other psychiatric or psychological disorders Dr. Lee Wing Lam & Dr. Chui Tsz Hang	Ms. Mandy Leung Tel: 3506 8613
2:15 – 4:45 p.m.	AB1034, 1/F, Main Block, Tuen Mun Hospital	Chronic Care Model for Chronic Illnesses Dr. Feng Longyin	Ms. Eliza Chan Tel: 2468 6813
2:30 – 5:30 p.m.	Auditorium, G/F, Hospital Main Block, Tseung Kwan O Hospital	Practice management Dr. Wong Hong Kiu Queenie & Dr. Yau Chi Yan Davy	Ms. Polly Tai Tel: 3949 3430
4:45 – 6:45 p.m.	Multi-function Room, NAHC clinic, G/F, Tsan Yuk Hospital	Management of common eye diseases in OPD setting Dr. Ian Wong	Ms. Dorothy Lo Tel: 2589 2339
5:30 – 7:30 p.m.	Seminar Room, 3/F, Li Ka Shing Specialist Clinic, Prince of Wales Hospital	Addiction (alcohol, internet surfing, gambling, drug abuse) Dr. Lee Ying Cheung Jacky and Dr. Ng Yui Wing Joanne	Ms. Carmen Kwong Tel: 2632 4371
19 January 17 (Thu)			
4:00 – 6:00 p.m.	Rm 614, 6/F, Ambulatory Care Centre, Tuen Mun Hospital	Application of Evidence Based Medicine: Cancer Screening in Primary Care Setting Dr. Chan Chi Ho & Dr. Lee Sik Kwan	Ms. Eliza Chan Tel: 2468 6813
5:00 – 7:00 p.m.	Room 041, 2/F, Pamela Youde Nethersole Eastern Hospital	The role of Wellness (alternative medicine) in the health care system Dr. Yeung Wai Man	Ms. Kwong Tel: 2595 6941
25 January 17 (Wed)			
2:00 – 5:00 p.m.	Conference Room 3, G/F, Block M, Queen Elizabeth Hospital	Evidenced based screening Dr. Ying Gard Ching Derek & Dr. Hou Jing	Ms. Mandy Leung Tel: 3506 8613
2:15 – 4:45 p.m.	AB1034, 1/F, Main Block, Tuen Mun Hospital	Management of Polypharmacy in Primary Care Setting with Case Illustrations Dr. Chan Yuen Ching	Ms. Eliza Chan Tel: 2468 6813
2:30 – 5:30 p.m.	Auditorium, G/F, Hospital Main Block, Tseung Kwan O Hospital	Medical resources in internet Dr. Suen Gee Kwang Victoria & Dr. Hui Yuk Ting Candy	Ms. Polly Tai Tel: 3949 3430
4:45 – 6:45 p.m.	Multi-function Room, NAHC clinic, G/F, Tsan Yuk Hospital	Management of Common Geriatric problems in primary care Dr. Joseph Kwan	Ms. Dorothy Lo Tel: 2589 2339
5:30 – 7:30 p.m.	Seminar Room, 3/F, Li Ka Shing Specialist Clinic, Prince of Wales Hospital	Abnormal ECG interpretation and its management Dr. Zhao Hai Feng Eric & Dr. Wendy Wen	Ms. Carmen Kwong Tel: 2632 4371
26 January 17 (Thu)			
4:00 – 6:00 p.m.	Rm 614, 6/F, Ambulatory Care Centre, Tuen Mun Hospital	Ethical dilemma cases Dr. Chan Ka Ho & Dr. Hong Sze Nga	Ms. Eliza Chan Tel: 2468 6813
5:00 – 7:00 p.m.	Room 041, 2/F, Pamela Youde Nethersole Eastern Hospital	Management of patient with multiple complaints Dr. Wong Ka Yan	Ms. Kwong Tel: 2595 6941



*The FP Links Editorial Board
would like to thank all
readers, contributors, sponsors and
the College Secretariat for the
tremendous support to
the FP Links throughout the year.*

Wishing you all

*Merry Christmas &
Happy New Year*

The FP Links Committee



Sunday	Monday	Tuesday	Wednesday	Thursday	Friday	Saturday
11 Dec 1:00 – 4:30 p.m. ARC 2016	12	13	14 2:15 – 7:30 p.m. Structured Education Programme	15 2:15 – 7:00 p.m. Structured Education Programme	16	17 2:30 – 5:30 p.m. DFM Module III Practice Management
18 1:00 – 4:30 p.m. CDM Course – Lunch symposium	19	20	21 2:15 – 7:30 p.m. Structured Education Programme	22 2:15 – 7:00 p.m. Structured Education Programme	23	24
25	26	27	28 2:15 – 7:30 p.m. Structured Education Programme	29 2:15 – 7:30 p.m. Structured Education Programme	30 2:30 – 3:30 p.m. Video Session	31
1 Jan	2	3	4 2:15 – 7:30 p.m. Structured Education Programme	5 2:15 – 7:00 p.m. Structured Education Programme	6	7 1:00 – 4:00 p.m. Interest Group in Dermatology 2:30 – 5:30 p.m. DFM Module III Evidence-based Medicine
8 1:00 – 4:30 p.m. CDM Course – Lunch symposium	9	10	11 2:15 – 7:30 p.m. Structured Education Programme	12 2:15 – 7:00 p.m. Structured Education Programme 1:00 – 3:30 p.m. CME Lecture	13	14 2:30 – 5:30 p.m. DFM Module III Practice Management
15	16	17	18 2:15 – 7:30 p.m. Structured Education Programme	19 2:15 – 7:00 p.m. Structured Education Programme	20	21 2:00 – 4:00 p.m. Exit Exam Practice Assessment Segment Preparatory Workshop 2:30 – 5:30 p.m. DFM Module III Critical Appraisal 4:00 – 5:30 p.m. Exit Exam Clinical Audit Segment Standardization Workshop
22 1:00 – 4:30 p.m. CDM Course – Lunch symposium	23	24	25 2:15 – 7:30 p.m. Structured Education Programme	26 2:15 – 7:00 p.m. Structured Education Programme	27	28

FP LINKS EDITORIAL BOARD 2016

Board Advisor :
Dr. Wendy Tsui

Board Members :

Dr. Alvin Chan
Dr. Chan Man Li *Section Editor (Feature)*
Dr. David Cheng
Dr. Judy Cheng *Section Editor (After Hours)*
Dr. Christina Cheuk
Dr. Fok Peter Anthony
Dr. Fung Hoi Tik, Heidi *Section Editor (WONCA Express)*
Dr. Ho Ka Ming
Dr. Alfred Kwong
Dr. Dorothy Law *Section Editor (Photo Gallery)*
Dr. Maria Leung
Dr. Ngai Ka Ho
Dr. Sin Ming Chuen
Dr. Siu Pui Yi, Natalie *Section Editor (News Corner)*
Dr. Sze Hon Ho
Dr. Tam John Hugh
Dr. Eva Tsui
Dr. Wong Yu Fai
Dr. Yip Tze Hung

Chief Editor :
Dr. Catherine Ng

Deputy Editors:
Prof. Martin Wong
Dr. Natalie Yuen
Dr. Anita Fan



Back row (left to right): Dr. Eva Tsui, Dr. Law Tung Chi, Dr. Sze Hon Ho, Dr. Ngai Ka Ho, Dr. Yip Tze Hung, Dr. Chan Man Li, Dr. Sin Ming Chuen, Dr. Alfred Kwong, Dr. David Cheng, Dr. Fok Jing, Dr. Christina Cheuk, Dr. Ken Ho, Dr. Heidi Fung and Dr. John Tam
Front row (left to right): Dr. Natalie Siu, Dr. Anita Fan, Dr. Wendy Tsui, Dr. Catherine Ng, Dr. Judy Cheng and Dr. Maria Leung

Red : Education Programmes by Board of Education
Green : Community & Structured Education Programmes
Purple : College Activities

Restricted to members of HKCFP. The views expressed in the Family Physicians Links represent personal view only and are not necessarily shared by the College or the publishers. Copyrights reserved.

Contact and Advertisement Enquiry Ms. Alky Yu

Tel: 2871 8899 Fax: 2866 0616

E-mail: alkyyu@hkcfp.org.hk

The Hong Kong College of Family Physicians

Room 803-4, 8th Floor, HKAM Jockey Club Building, 99 Wong Chuk Hang Road, Hong Kong

To find out more, contact us:



www.hkcfp.org.hk



2871 8899



hkcfp@hkcfp.org.hk



The Hong Kong College of Family Physicians

